


## LLSD, INC.

10445 SW CANYON RD, STE 250  
BEAVERTON, OR 97005

PH (503) 641-6080

FX (503) 641-7049

[llsd@llsd.biz](mailto:llsd@llsd.biz)



### To Whom It May Concern:

- LLSD has been detailing steel for approximately 92 years of combined experience...
- LLSD uses AutoCAD 2012 thru 2014 for its detailing software.
- LLSD will be using Advanced Cad / Graitec for 3D modeling.
- LLSD is a member of the “National Institute of Steel Detailing” and AISC.
- LLSD is familiar with most software and has a high speed Fiber Optic internet connection that we use to help service our customers (ftp).
- Our projects range from the “smallest” to 500 ton structural projects.

### List of current and past clients:

#### Steel Fabricators:

Pioneer Trailer & Fab.  
Precision Fabrication  
Columbia Wire & Iron  
Riverside MFG  
Madden Fabrication  
Instafab Co.  
Sieckmann Metal Fab, Inc.  
Fought & Company Inc.  
J & L Welding, Inc.  
Stevens Equipment, LLC  
R @ J Metal Fab.  
Pesznecker Brothers  
Custom Steel Fab.  
Al's Welding  
Standard Steel

#### General Contractors:

Swinerton Builders  
Lorentz Bruun  
Brant Construction Inc.  
Silco



August 20, 2008

LLSD, Inc.  
10445 SW Canyon Road, Suite 250  
Beaverton, OR 97005

ATTN: Larry Laws

RE: Whole Foods Market Interbay  
Seattle, WA

Larry:

Engineers Northwest, Inc. has completed the review of structural shop drawings prepared and submitted by your firm.

We would like to thank you for your diligence and attention to detail given the geometric complexity of this structure. The accuracy and clarity of your drawings greatly facilitated the review process.

We are looking forward to working with you again in the future.

Sincerely,

ENGINEERS NORTHWEST, INC., P.S.

A handwritten signature in black ink, appearing to read "Tom Langton", is written over the typed name.

Thomas J. Langton, P.E., S.E.  
Senior Project Engineer

TL:jk  
ENW Project No. 06-045000

We get  
buildings  
built.



6869 Woodlawn Avenue NE • Seattle, WA 98115  
206.525.7560 • fax 206.522.6698  
[www.enwseattle.com](http://www.enwseattle.com)



To: LRS Architects  
1121 SW Salmon, Suite 100  
Portland, OR 97205  
Attn: Joe Peragine  
cc:

From: Greg G. Munsell, P.E., S.E.  
Date: 2 April 2007  
Job Name: Lents Town Center One  
Job No.: 06096.40  
File: 06096\_trans\_shop\_str steel 01.doc

Attached are 4 copies of shop drawings as follows:

Submittal No.: n/a  
Submitted item: Structural Steel  
Fabricator / Manufacturer: Garcia Custom Metal Fab  
Date received: 03/28/07

RECEIVED  
APR - 3 2007  
LRS ARCHITECTS, INC.

Reviewed as checked below:

- Reviewed as noted     Contains items not reviewed
- Revise & resubmit     Submit add'l/specifed items

Returned via:     E-mail    pages incl. cover     Messenger 3 hr     Mail     Express Delivery




Remarks:

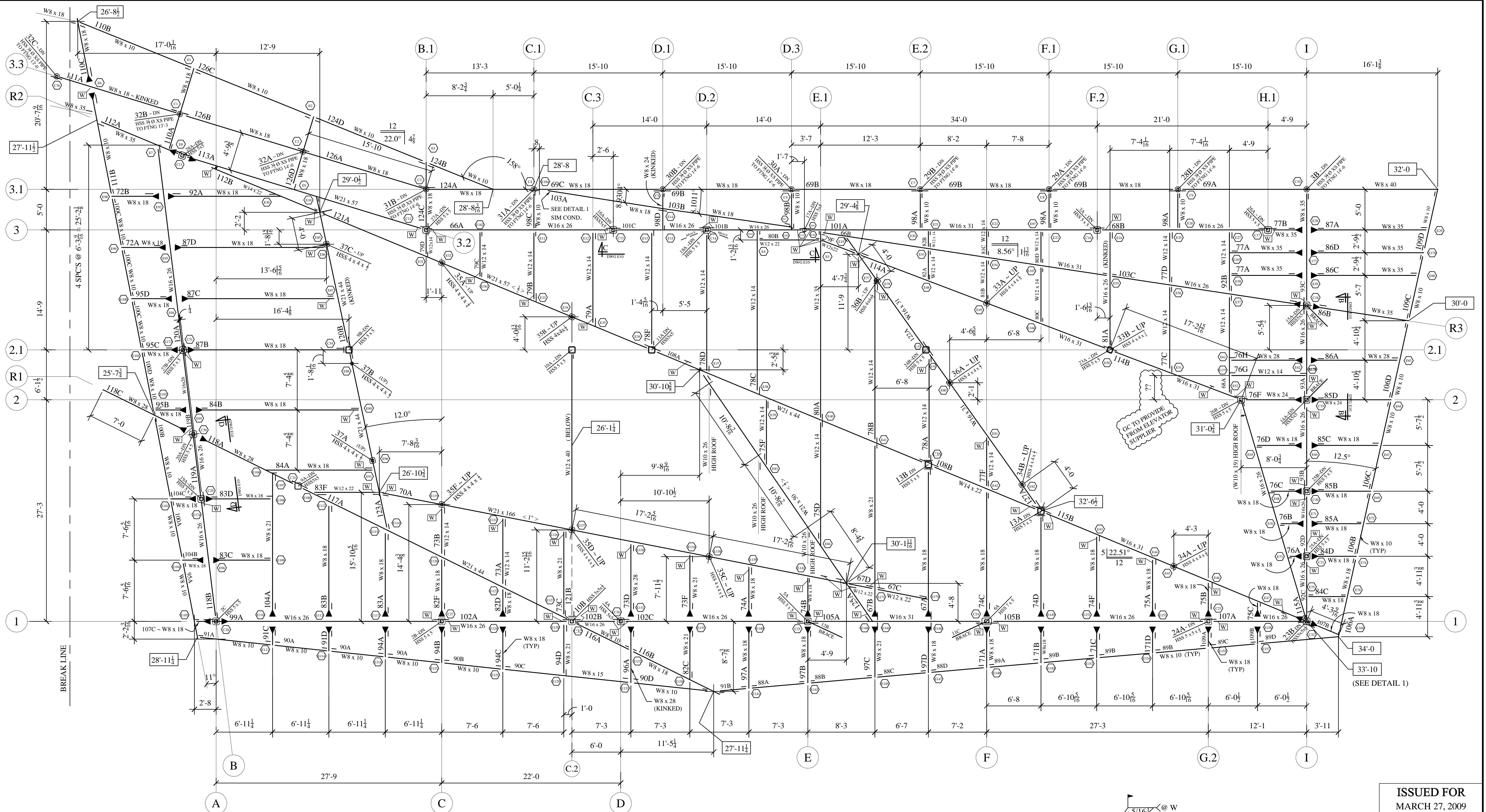
*Joe – Be sure to check stair dimensions against your clearance requirements.*

*Frank – Be sure and pass on to your sub that this is the best set of shop drawings of any type I have reviewed in more than 4 years. Very clean and easy to follow for both specifier and shop. Nice job.*

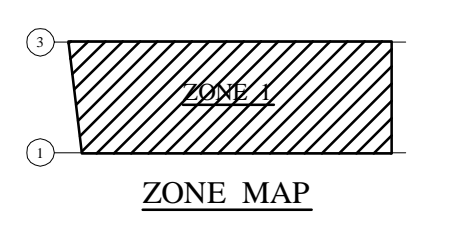
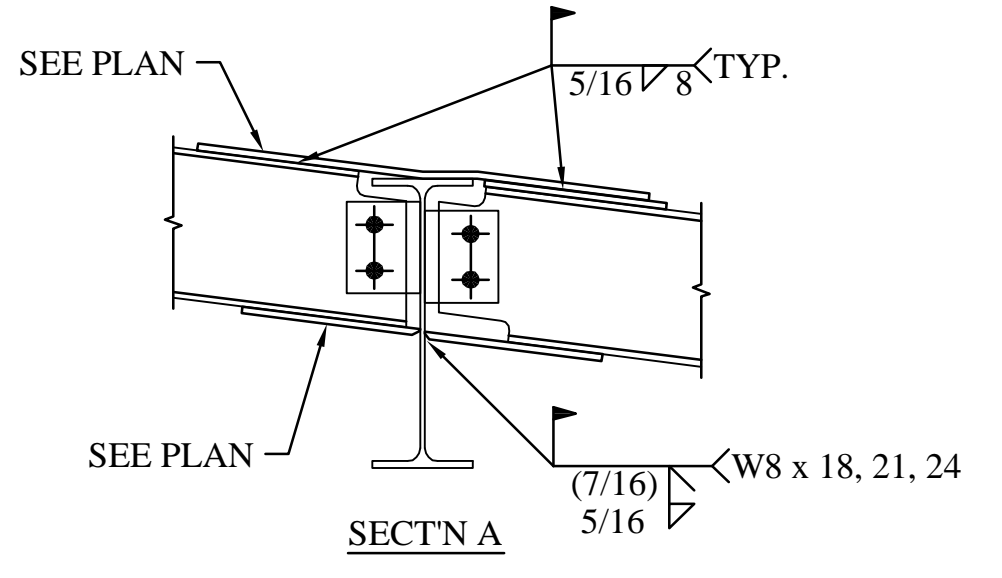
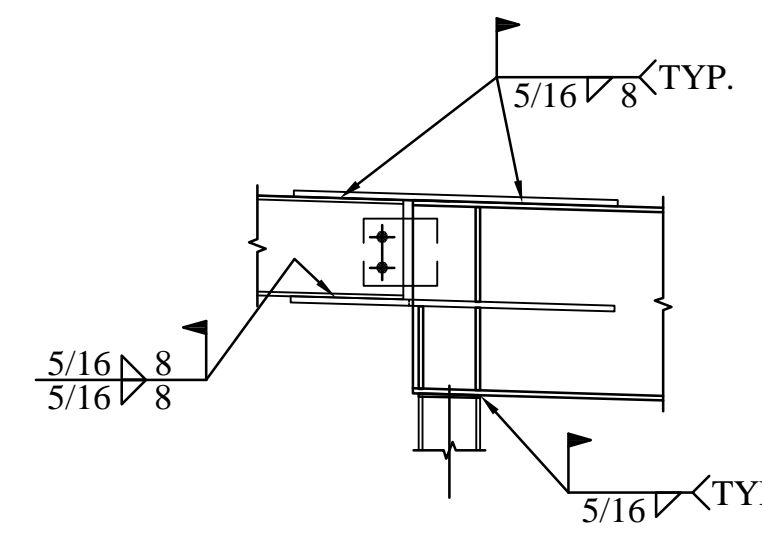
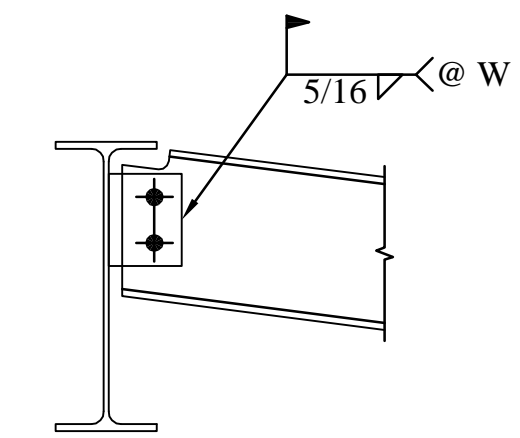
*You need to be sure and go through future shops first so I can check your intentions as the general contractor and make sure we're all on the same page. Plus I can see if there have been any dimensional modifications in the field that might affect sizes/connections.*

Try to stick with this scheme so we can track who is marking what:

- Contractor = red 
- Structural = blue 
- Architect = green 



**UPPER ROOF PLAN**



VERIFICATION OF DIMENSIONS, DETAILS, ETC. ARE REQUESTED WHERE INDICATED. IF EACH VERIFICATION IS NOT NOTED OTHERWISE, IT WILL BE ASSUMED TO BE CORRECT AS SHOWN.

REV.	DESCRIPTION	DATE	BY
5	REVISED PER CHK / APPL	3/27/09	JC

ISSUED FOR  
MARCH 27, 2009  
CONSTRUCTION

**ROBERT GRAY PARTNERS, INC**  
12705 SW HERMAN RD  
TUALATIN OR, 97062  
**OREGON COLLEGE OF  
ARTS & CRAFTS**  
PORTLAND, OR. 97225

REV.	DESCRIPTION	DATE	BY
5	REVISED PER CHK / APPL	3/27/09	JC

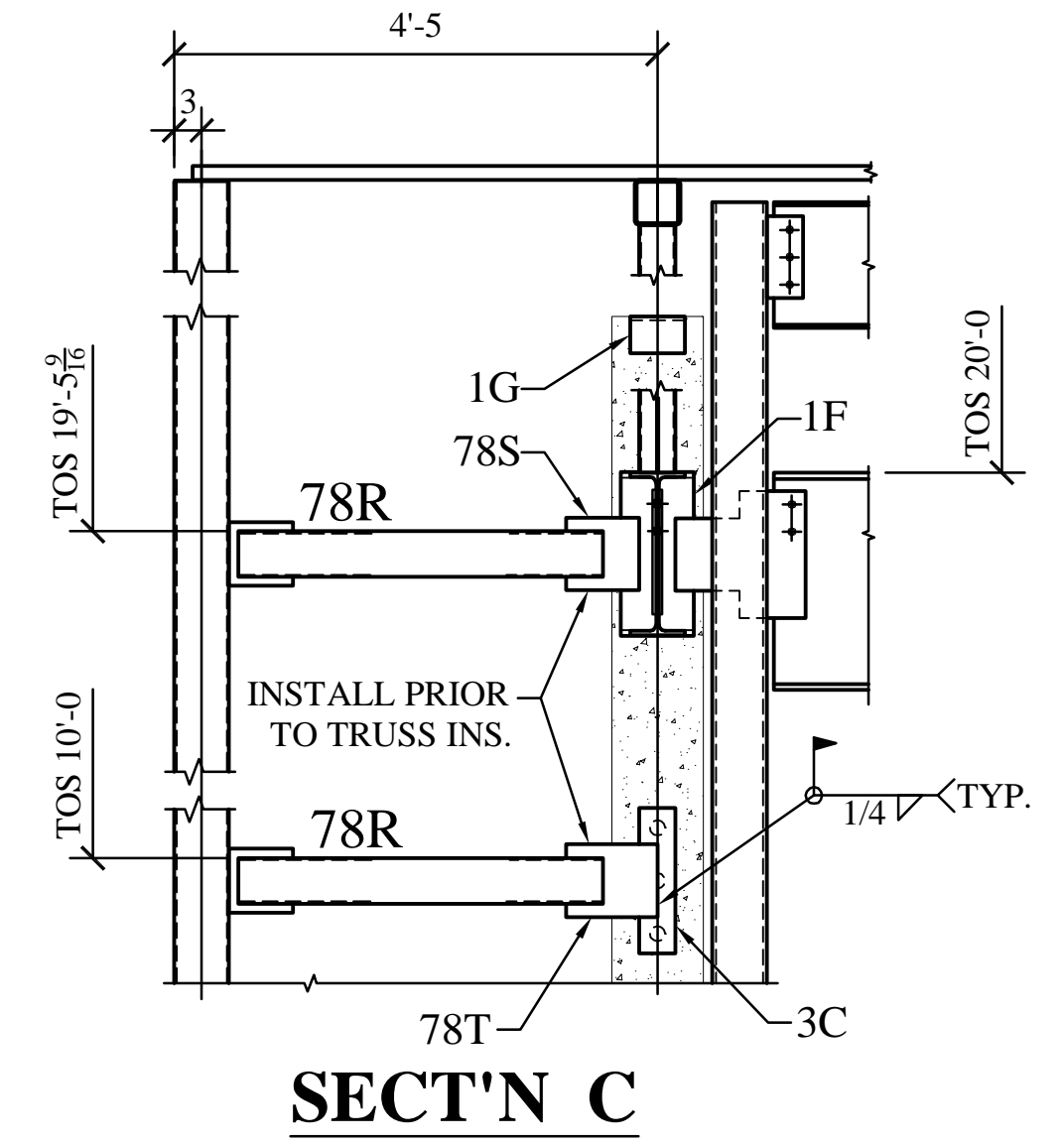
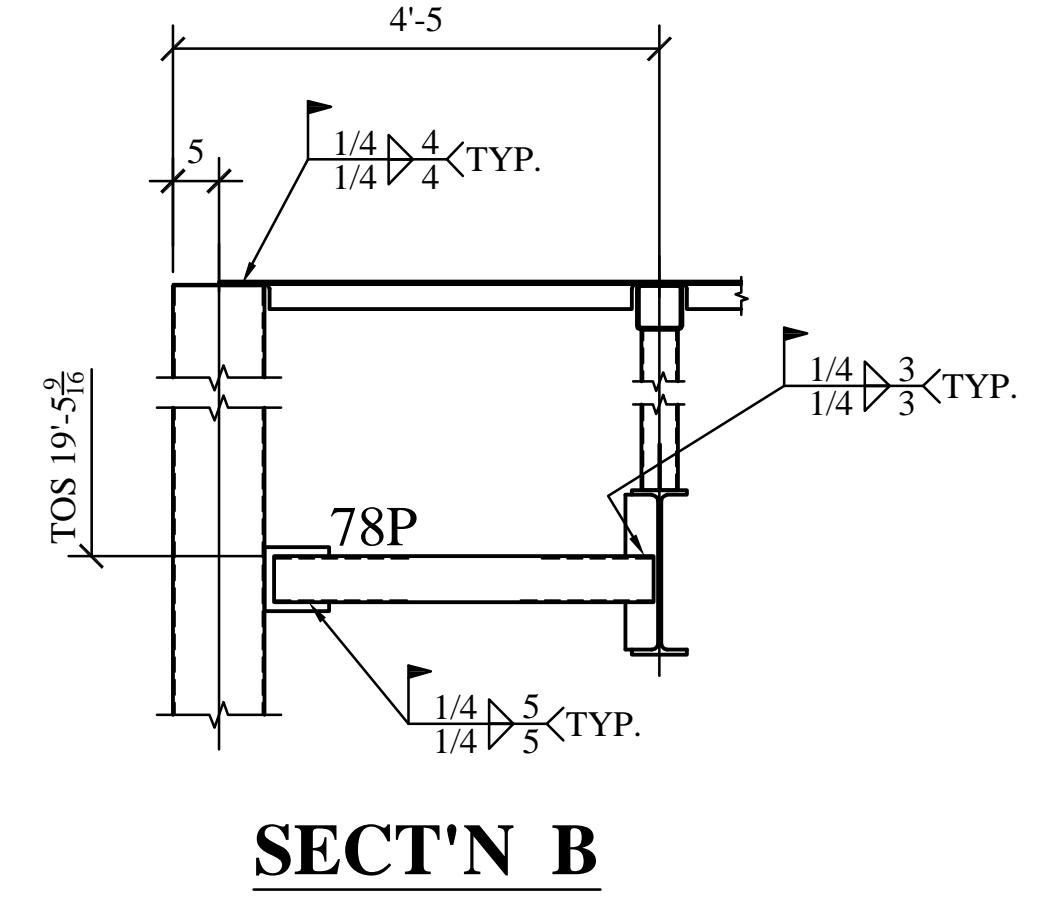
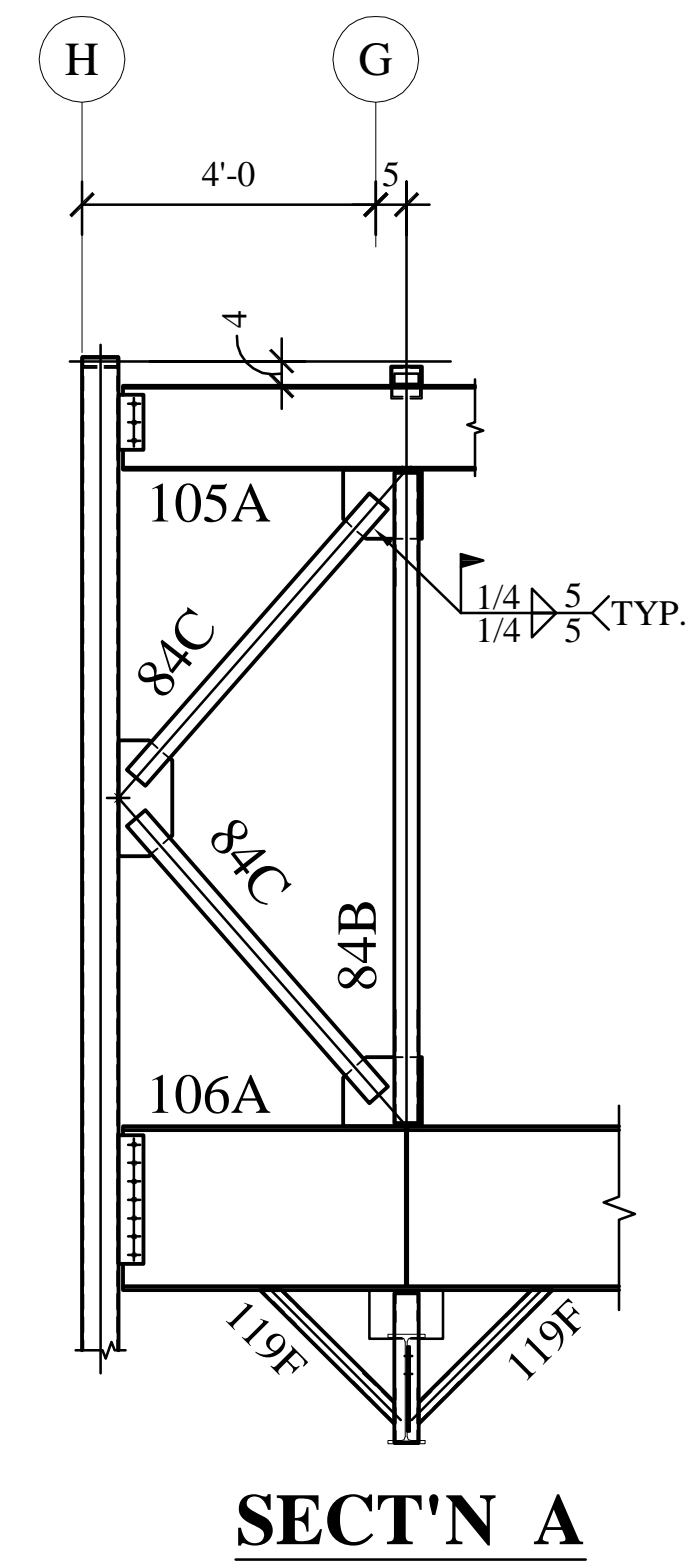
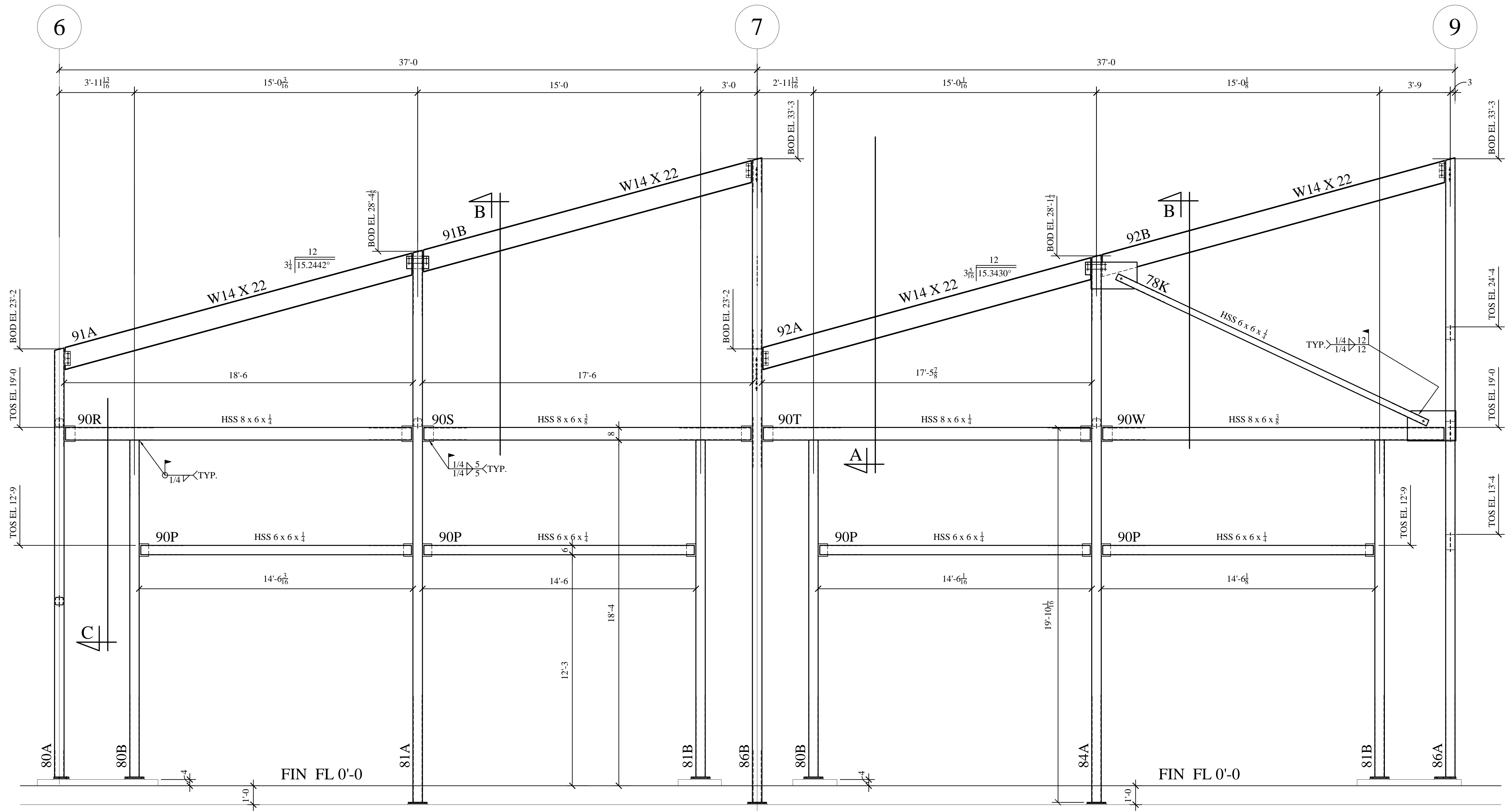
REV.	DESCRIPTION	DATE	BY
5	REVISED PER CHK / APPL	3/27/09	JC

REV.	DESCRIPTION	DATE	BY
5	REVISED PER CHK / APPL	3/27/09	JC

REV.	DESCRIPTION	DATE	BY
5	REVISED PER CHK / APPL	3/27/09	JC

S:\JOB - ACTIVE\ROBERT GRAY\2708 - OREGON COLLEGE OF ARTS & CRAFTS\DWG\2708-09-10-11-17 AM LARRY'S DESK

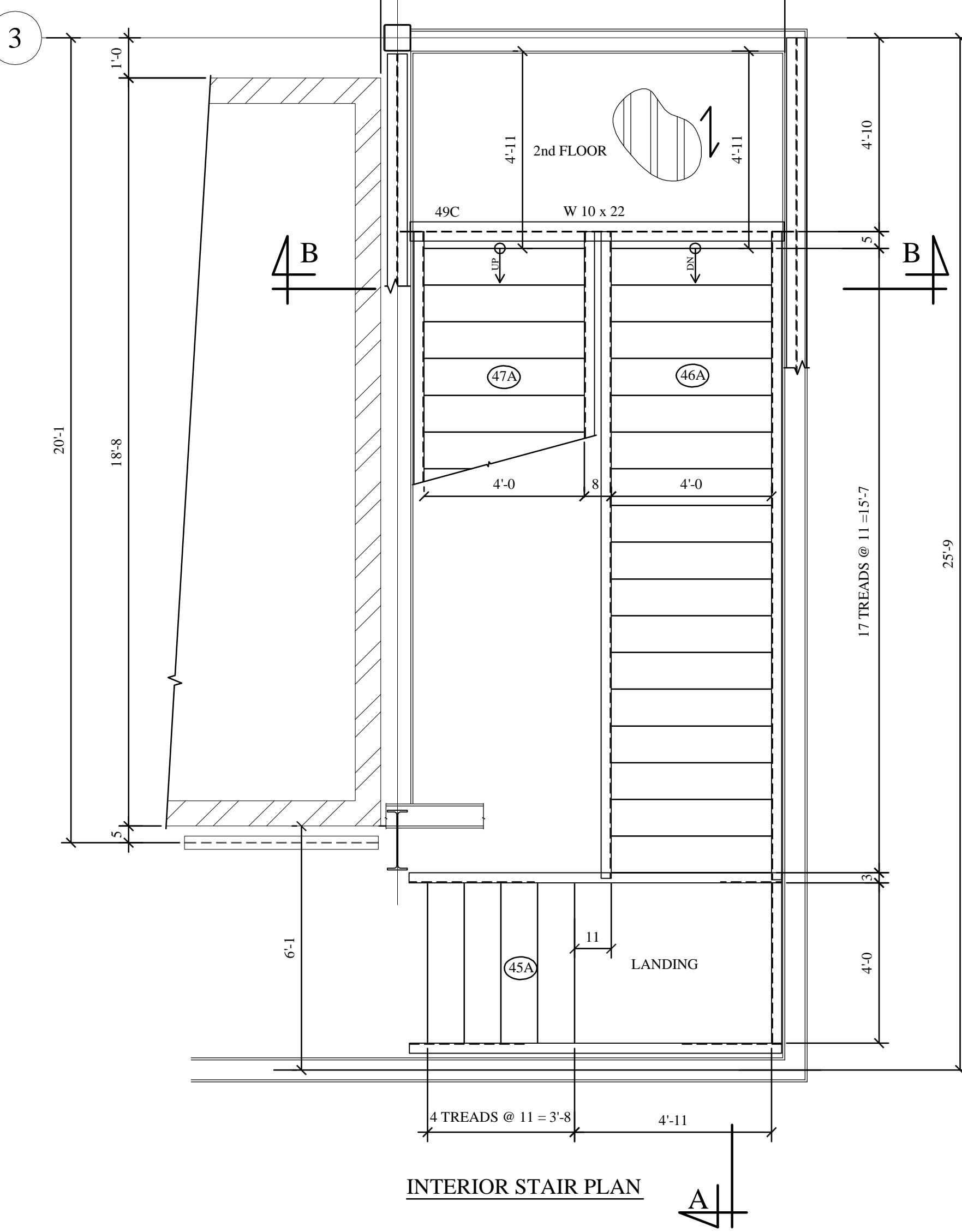
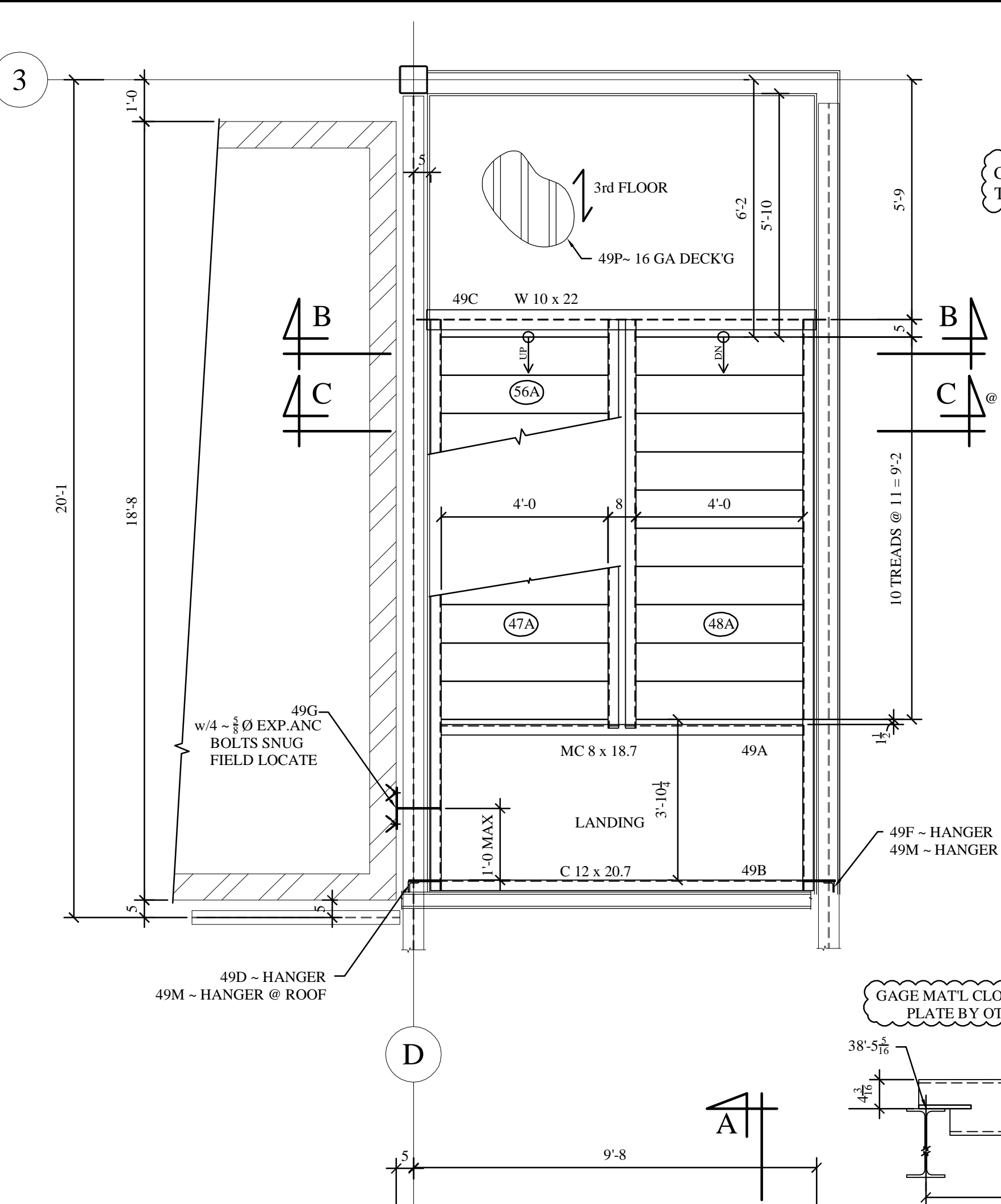
LLSD, INC. JOB# 2708



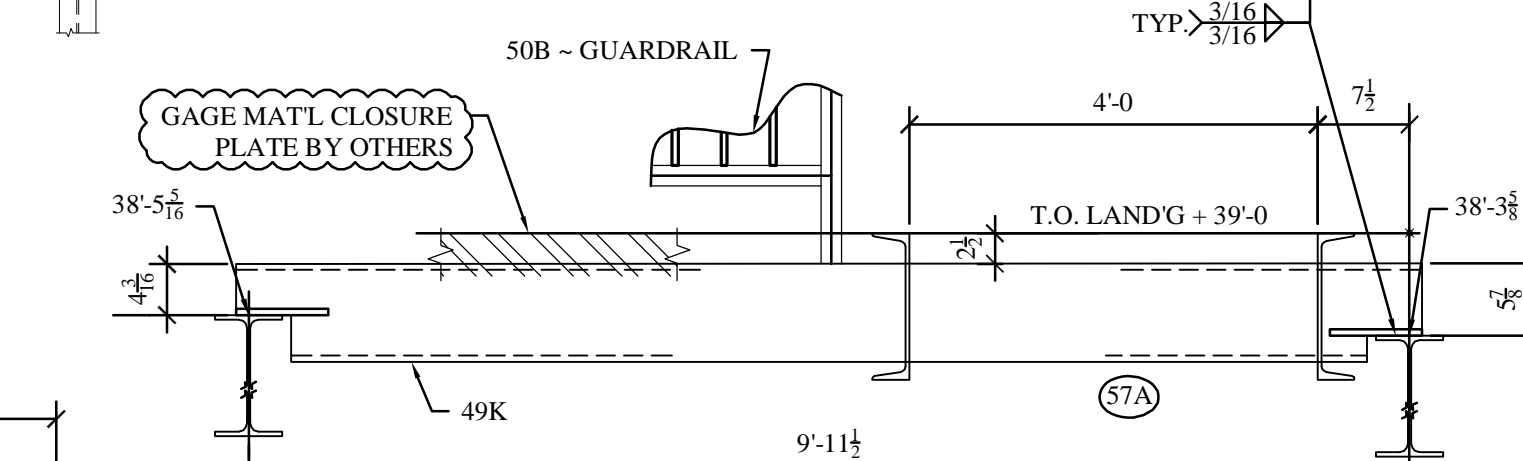
FRAME @ LINE 6-9 GRID H

VERIFICATION OF DIMENSIONS, DETAILS, ETC. ARE REQUESTED WHERE INDICATED. IF EACH VERIFICATION IS NOT NOTED OTHERWISE, IT WILL BE ASSUMED TO BE CORRECT AS SHOWN.

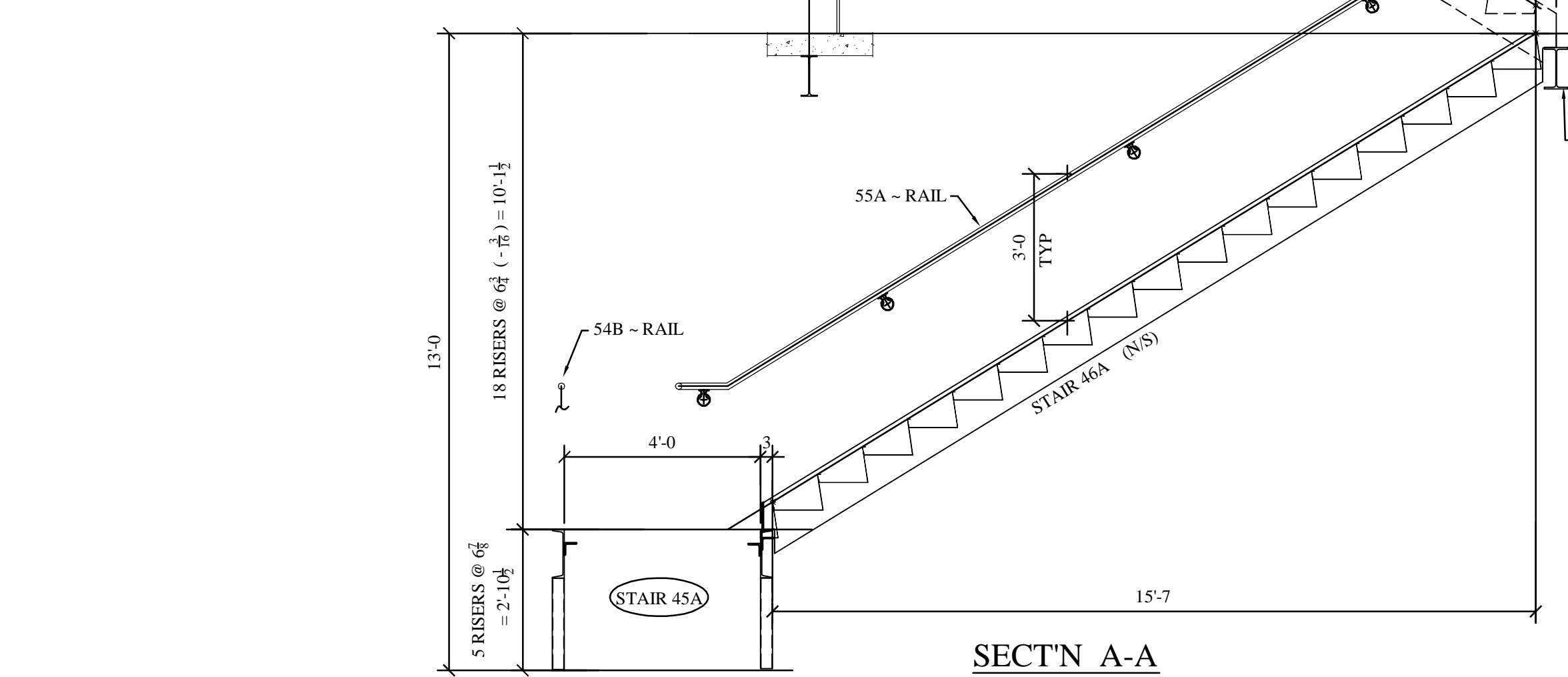
INSPECTION		STANDARD STEEL FABRICATING CO., INC.						PRINT RECORD			
BY:		HOLES: 13/16 UNLESS NTD		NO.		DATE		BY		REVISIONS	
WELDING		EDGE DIST. 1 1/2 UNLESS NTD		DATE: 3/27		1		6/23/08		JC	
TESTING: VISUAL-MP-US-XR		PAINT: 1 S/C STD PRIMER		CHR. BY: JC						REV'D PER APPL./CHK	
STAMPED DWGS		DATE: 06/08								SHOP	
JOB: INTERBAY URBAN CENTER		LOCATION: SEATTLE, WA		CONTRACTOR: JR ABBOTT		INTERBAY URBAN CENTER		SEATTLE, WA 98119		JOB NO. 9557	
REF DWG. S4.3 / E										DWG. NO. E18	



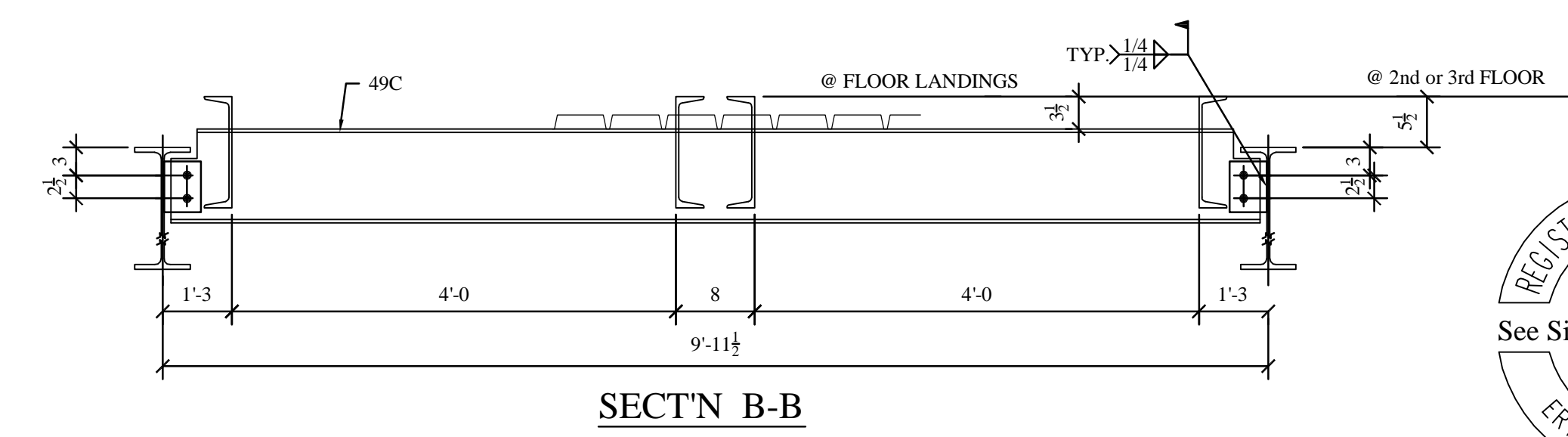
CUT DECKING AS REQUIRED TO FIT LANDINGS



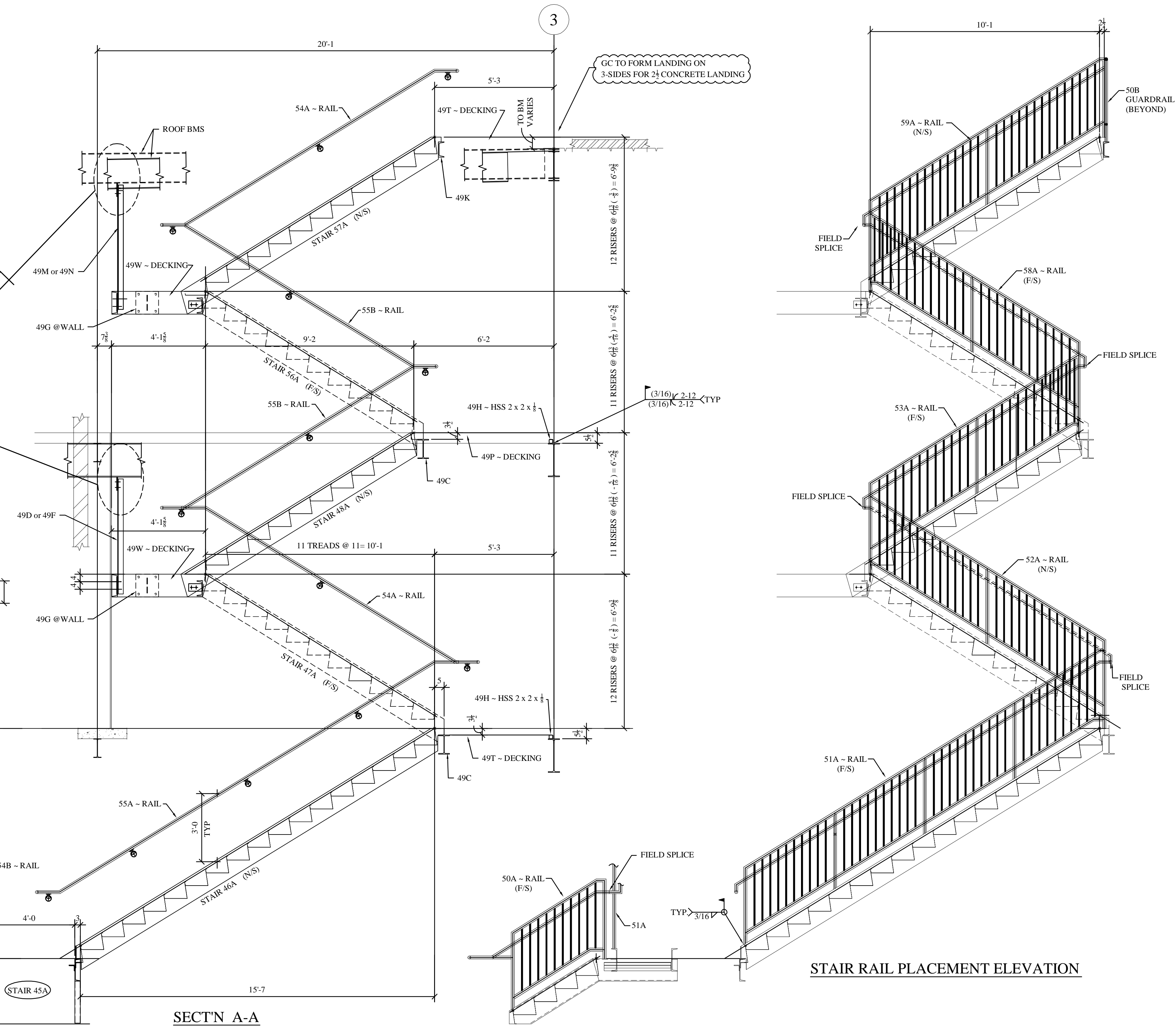
**SECTION C-C @ ROOF**



**SECTION A-A**



**SECTION B-B**



**STAIR RAIL PLACEMENT ELEVATION**

FOR WELDS NOT SHOWN SEE E-8

Material A.S.T.M. A36 Except as noted  
 Electrodes E70-XX Open Holes Except as Noted  
 End and Edge Distance Except as Noted  
 COATING



VERIFICATION OF DIMENSIONS, DETAILS, ETC. ARE REQUESTED WHERE INDICATED. IF EACH VERIFICATION IS NOT NOTED OTHERWISE, IT WILL BE ASSUMED TO BE CORRECT AS SHOWN.

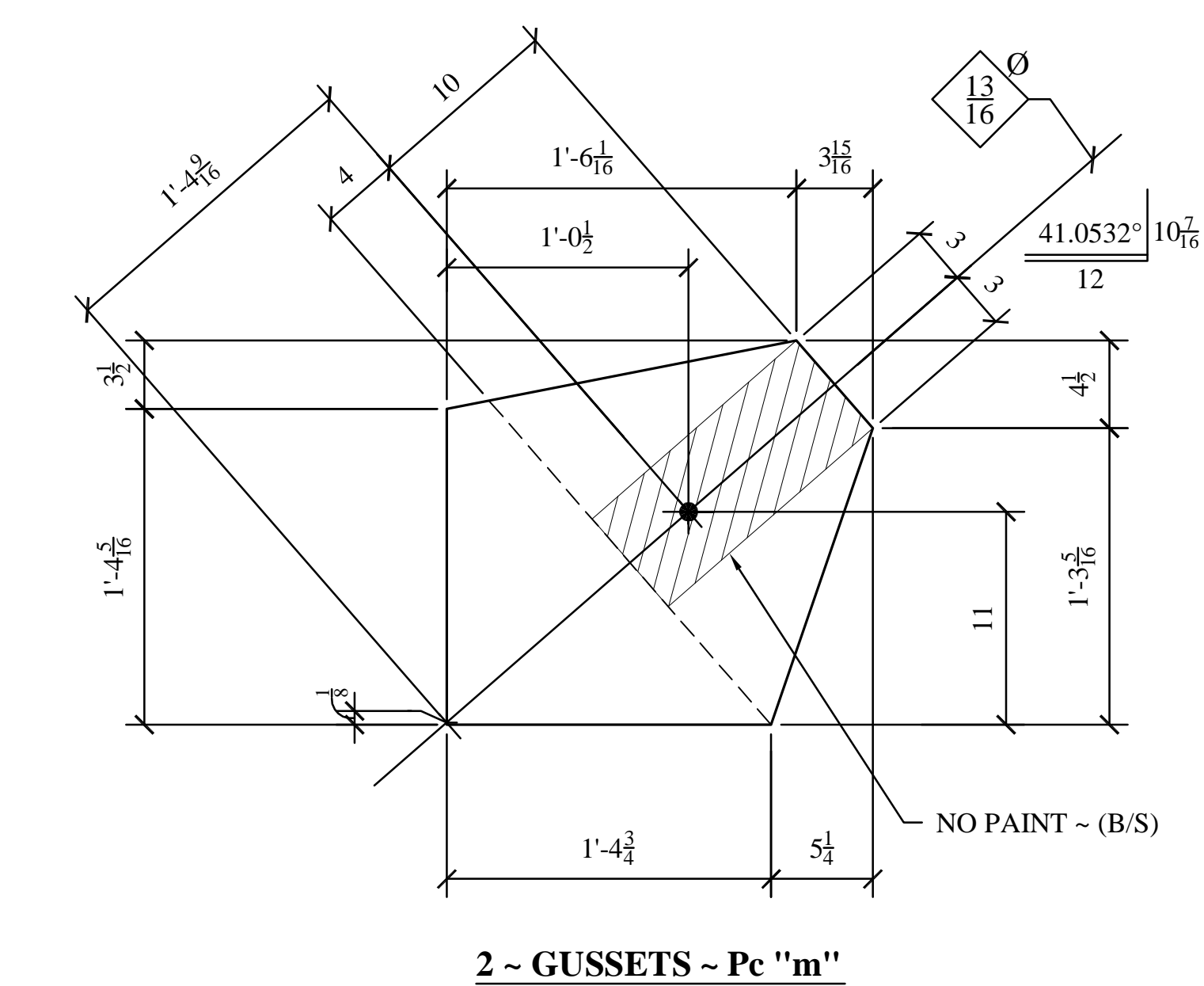
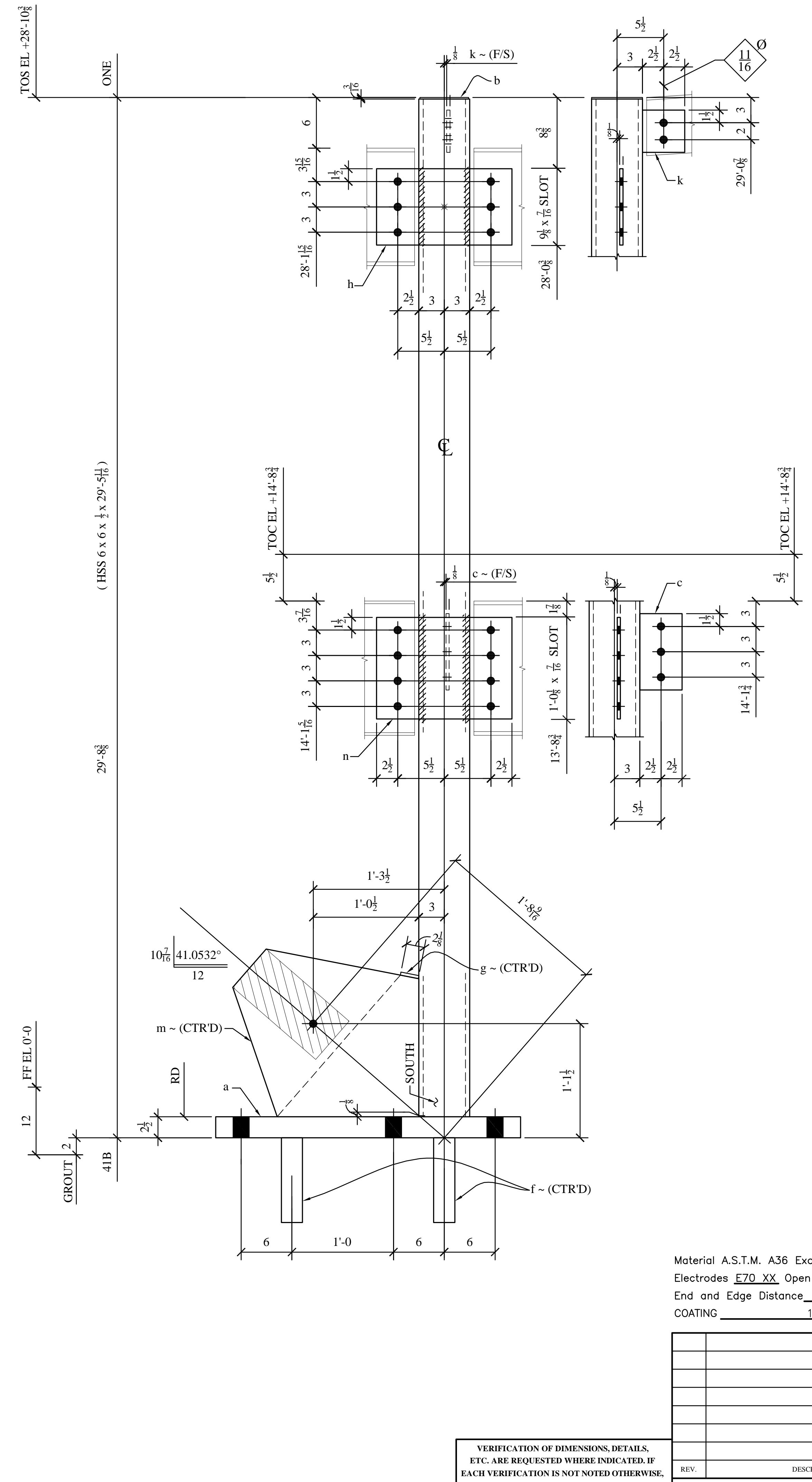
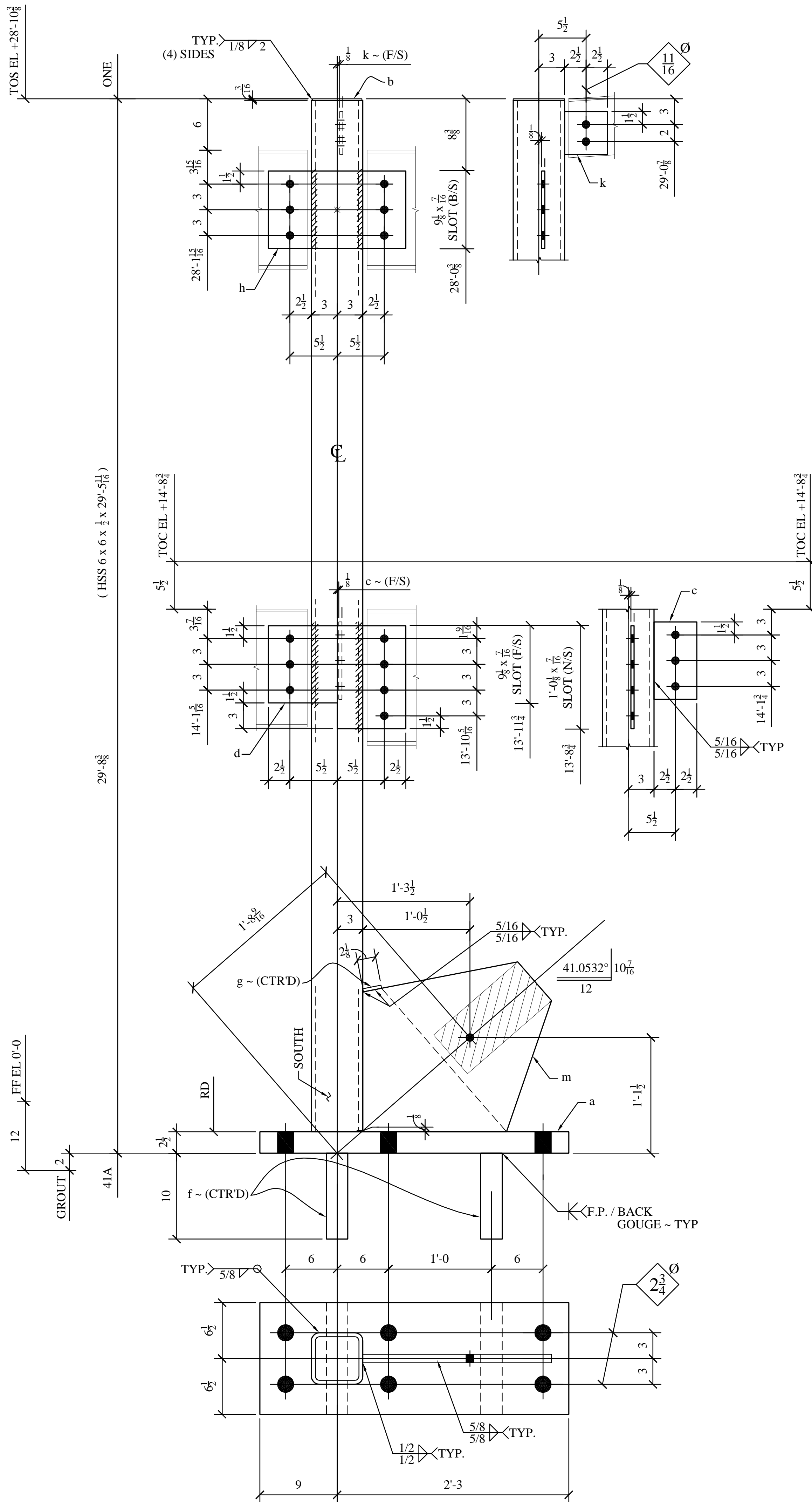
1	RELEASED FOR CONSTRUCTION	11/14/07	LL
DESCRIPTION	DATE	BY	
REVISIONS			

ISSUED FOR NOV. 14, 2007 FABRICATION

**COLUMBIA WIRE & IRON WORKS**  
 5555 N. CHANNEL AVE., BLDG 4 ANNEX  
 PORTLAND, OR 97217

**INNOVATIVE SERVICES NW**  
 N.E. FOURTH PLAIN ROAD  
 VANCOUVER, WASHINGTON

DRAWN BY LL	CHECKED BY 	DATE 10/07	TITLE STAIR PLACEMENT PLAN
REFERENCES:			DWG. NO. E9
			REVISION 1



BILL OF MATERIAL									
NO. TO SHIP	SHIP MARK	TOT NO PCS	PC MK	SIZE	LENGTH		REMARKS	WGHT	
					FT	IN			
ONE	41A			HSS 6 x 6 x 1/2	29	5 1/16	A500 GR.B		
		1	a	PL 2 1/2 x 13	3	0			
		1	b	PL 3/8 x 5 1/2	0	5 1/4			
		1	c	PL 3/8 x 5	0	9			
		1	d	PL 3/8 x 12	1	4			
		2	f	PL 2 1/2 x 10	1	1			
		1	g	PL 3/8 x 2 1/2	0	6			
		1	h	PL 3/8 x 9	1	4			
		1	k	PL 3/8 x 5	0	5			
		1	m	PL 1" x 19 1/16	1	10			
ONE	41B			HSS 6 x 6 x 1/2	29	5 1/16	A500 GR.B		
		1	a	PL 2 1/2 x 13	3	0			
		1	b	PL 3/8 x 5 1/2	0	5 1/4			
		1	c	PL 3/8 x 5	0	9			
		2	f	PL 2 1/2 x 10	1	1			
		1	g	PL 3/8 x 2 1/2	0	6			
		1	h	PL 3/8 x 9	1	4			
		1	k	PL 3/8 x 5	0	5			
		1	m	PL 1" x 19 1/16	1	10			
		1	n	PL 3/8 x 12	1	4			

VERIFICATION OF DIMENSIONS, DETAILS, ETC. ARE REQUESTED WHERE INDICATED. IF EACH VERIFICATION IS NOT NOTED OTHERWISE, IT WILL BE ASSUMED TO BE CORRECT AS SHOWN.

Material A.S.T.M. A36 Except as noted  
 Electrodes E70 XX Open Holes 15/16" Except as Noted  
 End and Edge Distance 1 1/2" Except as Noted  
 COATING 1 S/C PRIMER

REV.	DESCRIPTION	DATE	BY

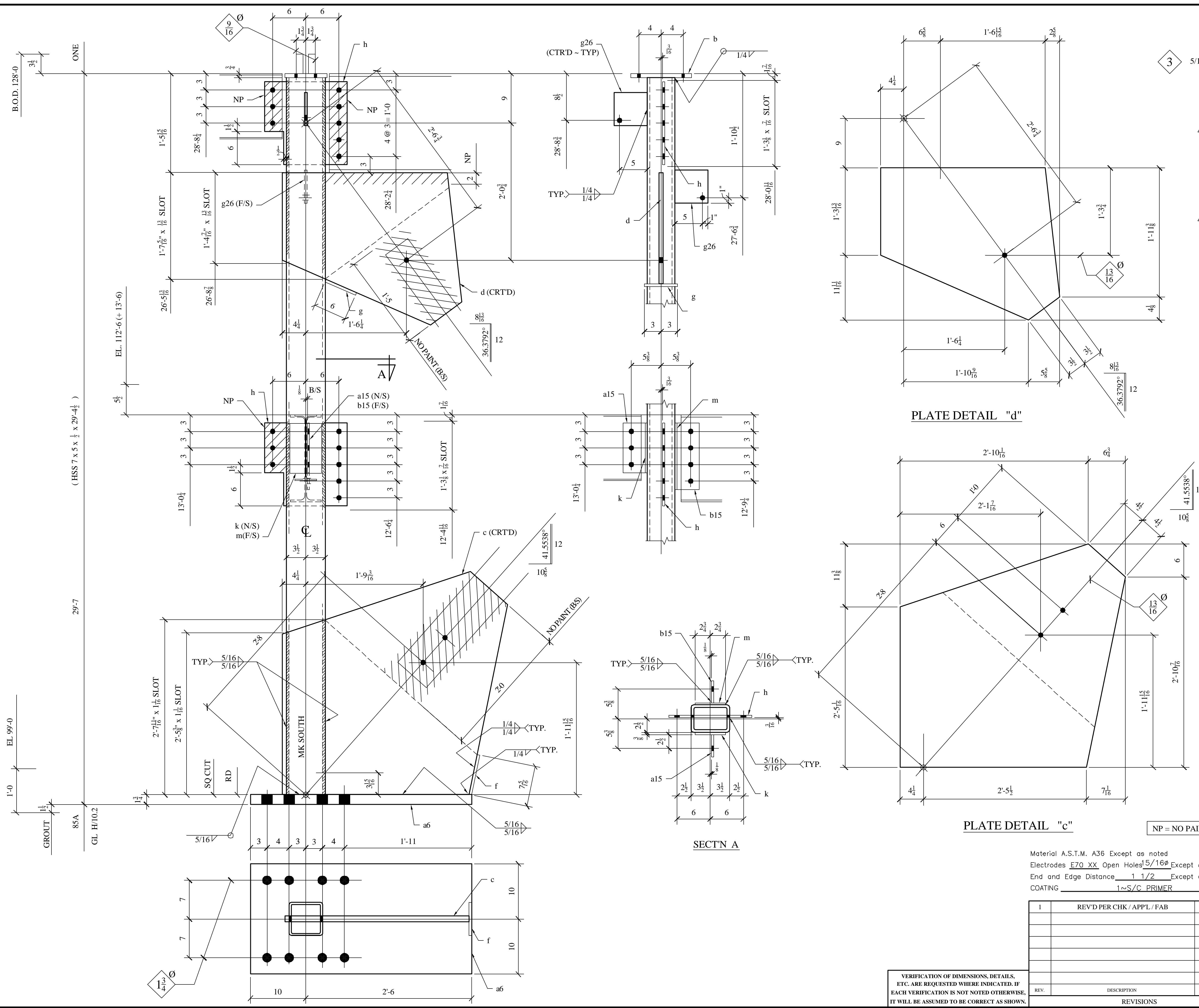
**SE Stevens Equipment, LLC Steel Fabricators** 110 Division St. NE, P.O. Box 12006, (97309) Salem, OR. 97301

**EATONVILLE HIGH SCHOOL  
 EATONVILLE SCHOOL DIST #404  
 EATONVILLE / WASHINGTON**

DRAWN BY DC CHECKED BY ??? DATE 06/08 BRACED COLUMNS

REFERENCES: E2 & E4

DWG NO. 41 REVISION 0  
 CUS JOB NO #3544



BILL OF MATERIAL								
NO. TO SHIP	SHIP MARK	TOT NO PCS	PC MK	SIZE	LENGTH		REMARKS	WGHT
					FT	IN		
ONE	85A			HSS 7 x 5 x 1/2	29	4 1/2	A500-B	
		1	a6	PL 1 1/2 x 20	3	4		
		1	b	PL 1/2 x 7 1/2	0	11		
		1	c	PL 1" x 40 7/16	3	4 1/2	A572-50	
		1	d	PL 1/2 x 27 1/2	2	4 1/2	A572-50	
		1	f	PL 1/2 x 6	0	7 1/2		
		1	g	PL 1/2 x 6	0	6		
		2	h	PL 3/8 x 15	1	3		
		1	k	PL 3/8 x 5 1/2	0	9		
		1	m	PL 3/8 x 5 1/2	1	0		
		1	a15	PL 3/8 x 4	0	9		
		1	b15	PL 3/8 x 4	1	0		
		2	g26	PL 1/2 x 6	0	6		

VERIFICATION OF DIMENSIONS, DETAILS, ETC. ARE REQUESTED WHERE INDICATED. IF EACH VERIFICATION IS NOT NOTED OTHERWISE, IT WILL BE ASSUMED TO BE CORRECT AS SHOWN.

Material A.S.T.M. A36 Except as noted  
 Electrodes E70 XX Open Holes 5/16" Except as Noted  
 End and Edge Distance 1 1/2" Except as Noted  
 COATING 1~S/G PRIMER

REV.	DESCRIPTION	DATE	BY
1	REV'D PER CHK / APPL / FAB	10/12/05	LL

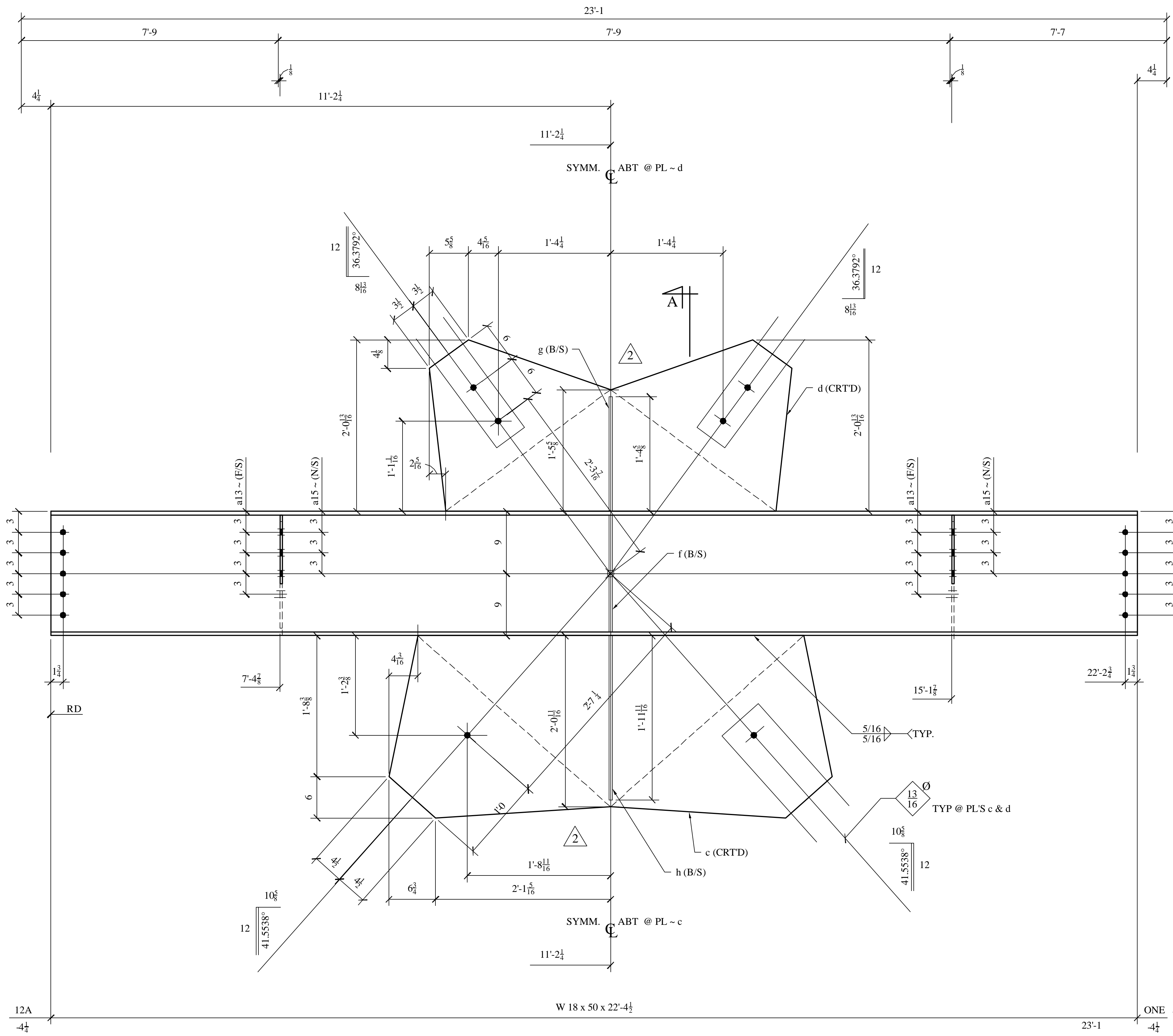
**FOUGHT & CO., INC.**  
 14255 SW 72 nd AVE  
 TIGARD, OR. 97224

**NEW ELEMENTARY SCHOOL #32**  
**BEAVERTON SCHOOL DISTRICT**  
**BEAVERTON, OR.**

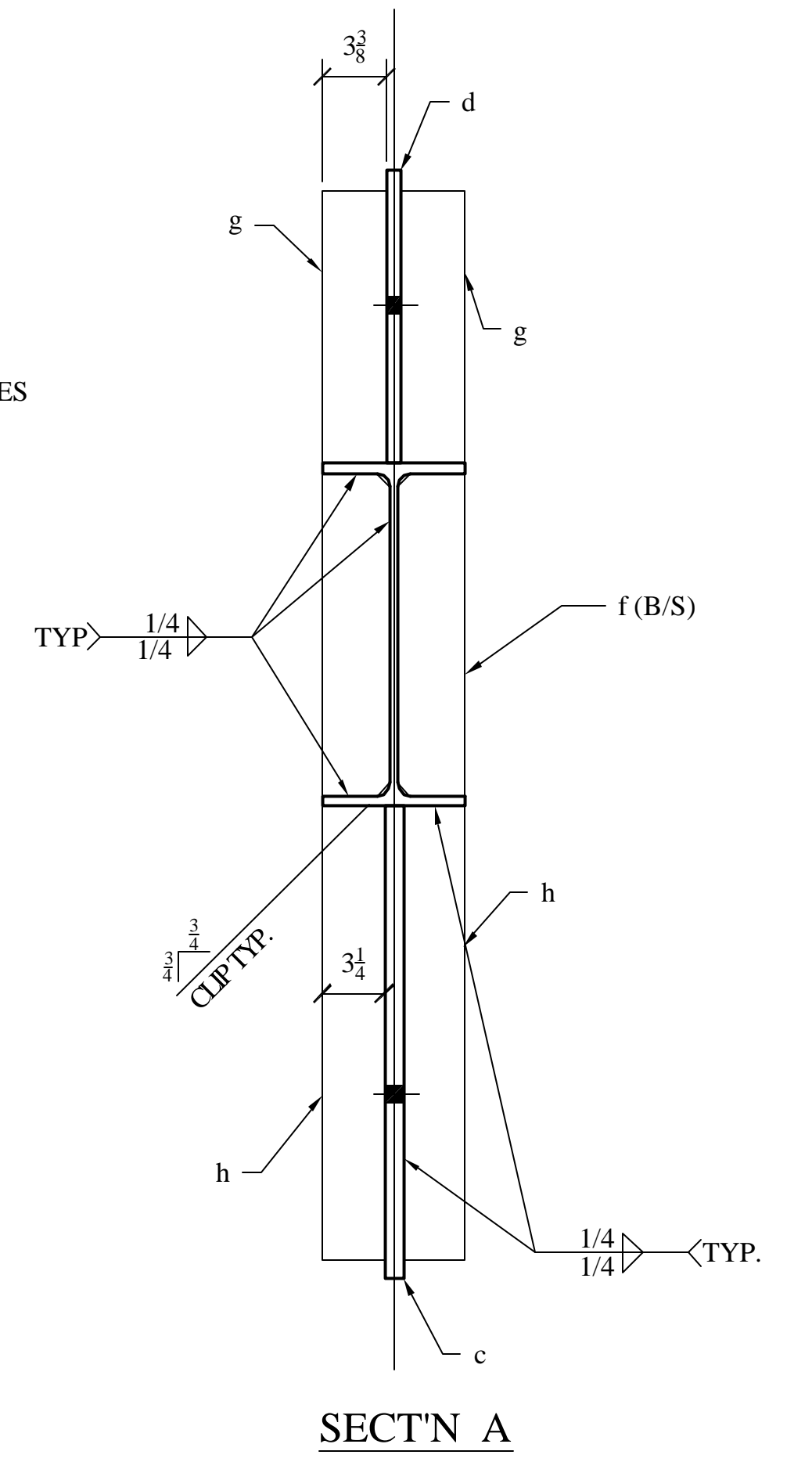
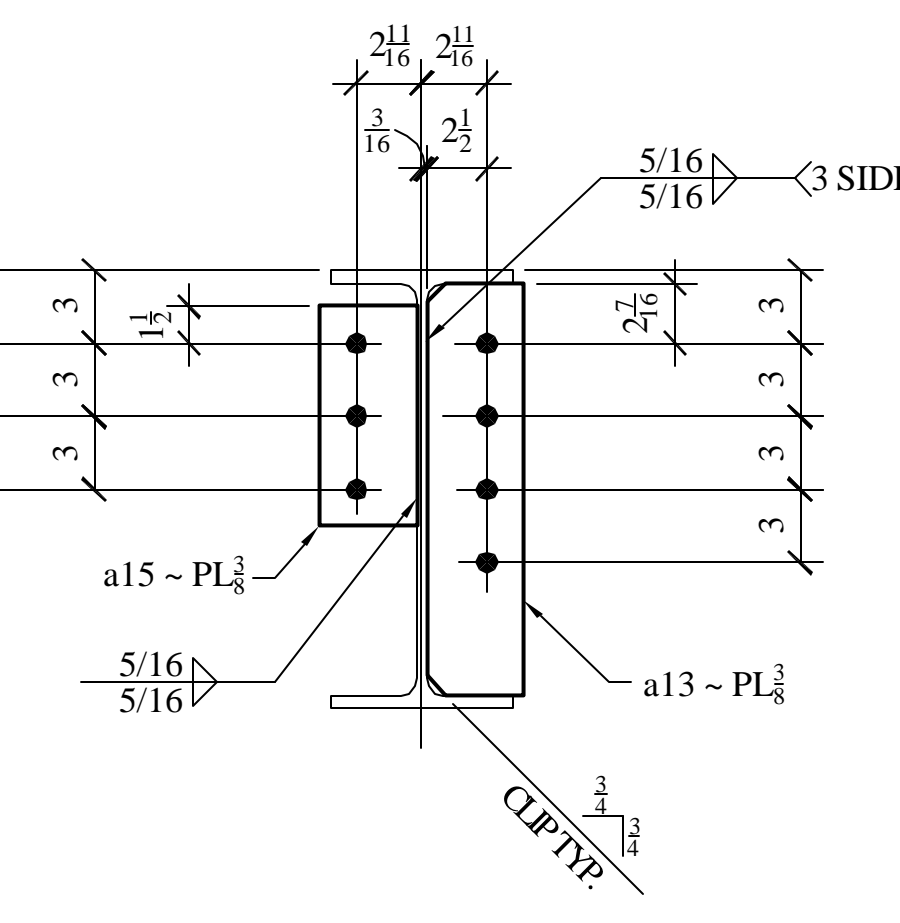
DRAWN BY LL	CHECKED BY MH	DATE 8/05	COLUMN
REFERENCES:			DWG. NO. 85
E1			REVISION 1
			3769

LSD, INC. JOB# 2005





BILL OF MATERIAL								
NO. TO SHIP	SHIP MARK	TOT NO PCS.	PC MK	SIZE	LENGTH		REMARKS	WGHT
					FT	IN		
7/2	ONE	12A		W 18 x 50	22	4 1/4	A992-50	
		2	a13	PL 3/8 x 4	1	4 1/2		
		2	a15	PL 3/8 x 4	0	9		
		1	c	PL 1" x 26 1/2	5	4 1/2	A572-50	
		1	d	PL 1/2 x 24 1/2	4	4 1/2	A572-50	
		2	f	PL 1/2 x 3 3/8	1	4 1/2	A572-50	
		2	g	PL 1/2 x 3 3/8	1	4 1/2	A572-50	
		2	h	PL 1/2 x 3 1/4	1	11 1/2	A572-50	
FIELD BOLTS								
		10		7/8" Ø A325TC	0	2 1/2	w/N&HW	



Material A.S.T.M. A36 Except as noted  
 Electrodes E70XX Open Holes 15/16" Except as Noted  
 End and Edge Distance AS NOTED Except as Noted  
 COATING 1 S/C PRIMER

**FOUGHT & CO., INC.**  
 14255 SW 72 nd AVE  
 TIGARD, OR. 97224

**NEW ELEMENTARY SCHOOL #32**  
**BEAVERTON SCHOOL DISTRICT**  
**BEAVERTON, OR.**

REV.	DESCRIPTION	DATE	BY
1	REV'D PER CHK / APPL / FAB	9/5/05	LL
2	REV'D PER DESIGN CHANGE	9/10/05	LL

REFERENCES: E5

DRAWN BY	CHECKED BY	DATE	DWG. NO.	REVISION
LL	MH	8/05	2nd FLOOR BRACED FRAME BEAM	12

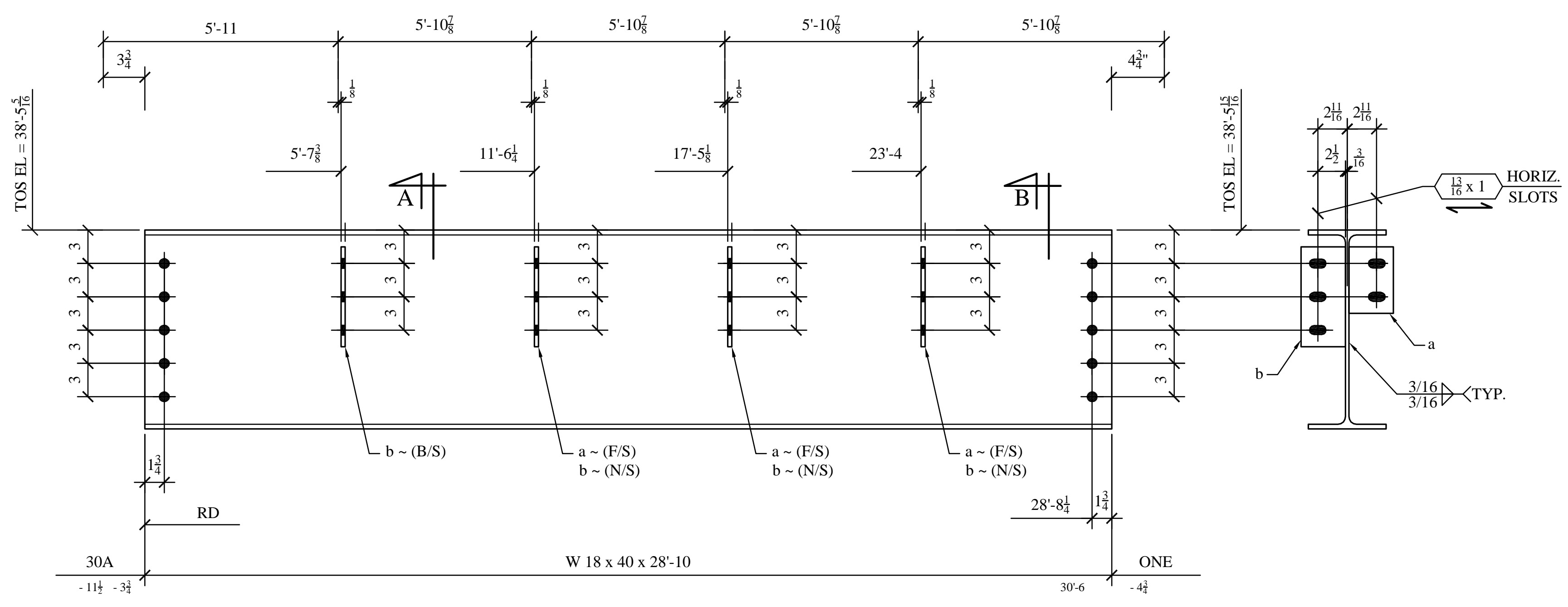
3769

VERIFICATION OF DIMENSIONS, DETAILS, ETC. ARE REQUESTED WHERE INDICATED. IF EACH VERIFICATION IS NOT NOTED OTHERWISE, IT WILL BE ASSUMED TO BE CORRECT AS SHOWN.

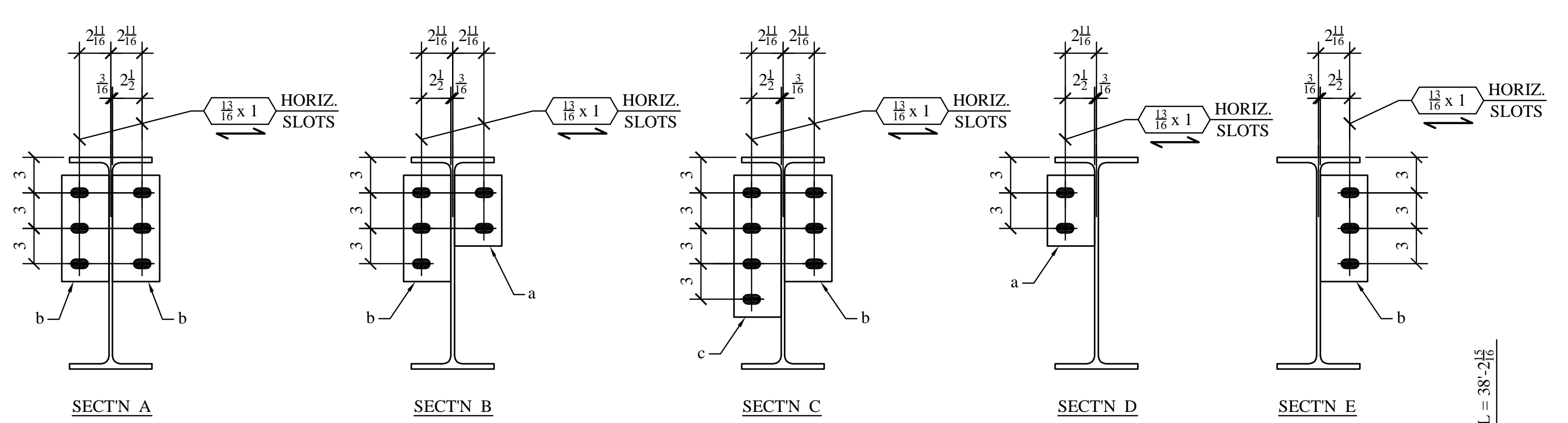
\lamy3\acad\EXAMPLES FOR CLIENTS\EX - bms-col-misc-stair\2005\01.dwg, 16/2006 1:46:50 PM, DOUGCS DESK  
 2007  
 #01  
 LST

BILL OF MATERIAL

NO. TO SHIP	SHIP MARK	TOT NO PCS	PC MK	SIZE	LENGTH		REMARKS	WGHT
					FT	IN		
ONE	30A			W18 x 40	28	10	A992	
		3	a	PL $\frac{3}{8}$ x 4	0	6		
		5	b	PL $\frac{3}{8}$ x 4	0	9		
ONE	30B			W18 x 40	29	8 $\frac{3}{8}$	A992	
		4	a	PL $\frac{3}{8}$ x 4	0	6		
		4	b	PL $\frac{3}{8}$ x 4	0	9		
ONE	30C			W18 x 35	26	2 $\frac{11}{16}$	A992	
		1	a	PL $\frac{3}{8}$ x 4	0	6		
		4	b	PL $\frac{3}{8}$ x 4	0	9		
		1	c	PL $\frac{3}{8}$ x 4	1	0		
<b>FIELD BOLTS</b>								
30	F1			$\frac{3}{4}$ Ø A325 BOLT	0	2	w/N & HW	



10 -  $\frac{3}{4}$  Ø A325 x 2



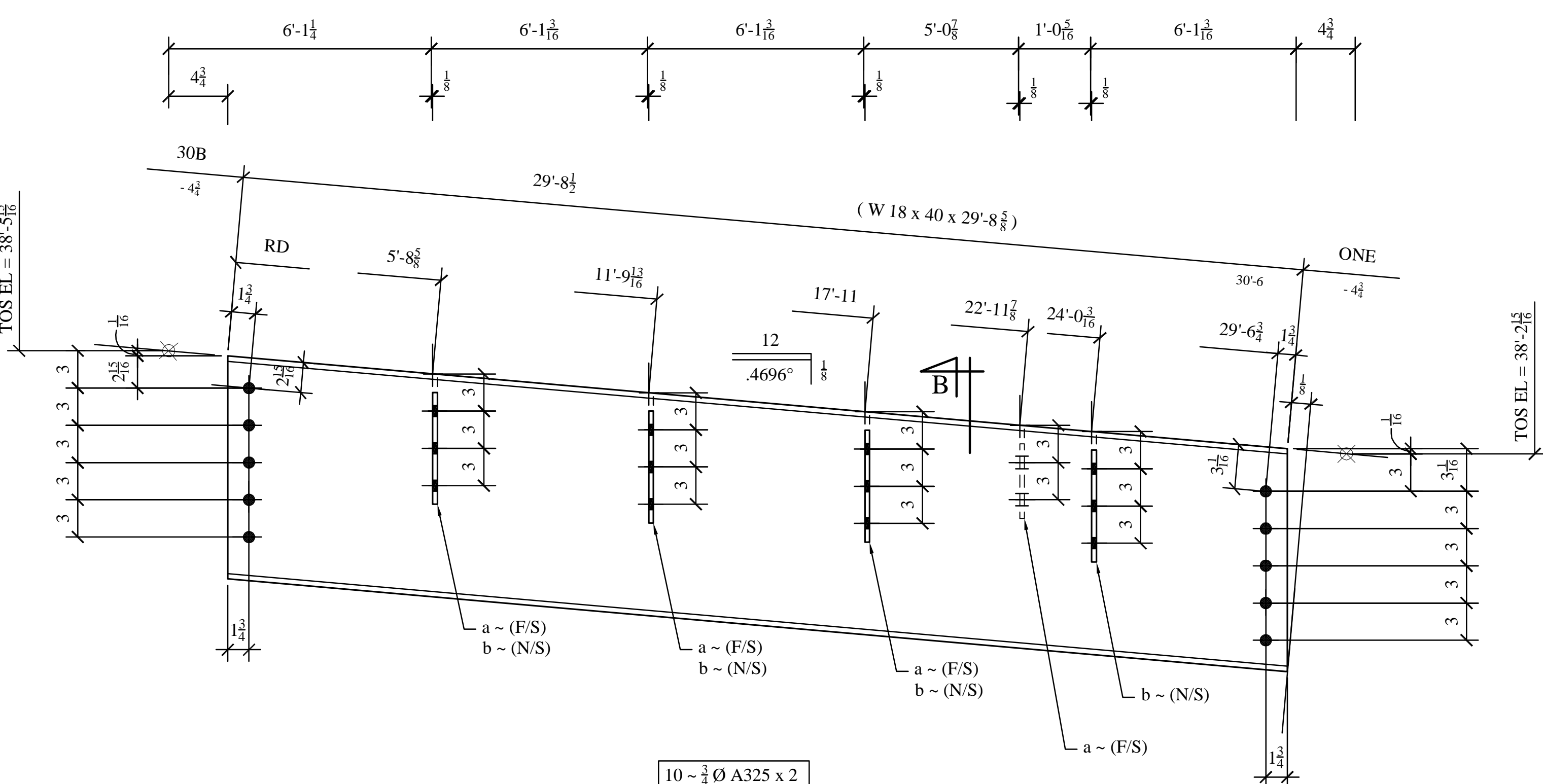
SECTN A

SECTN B

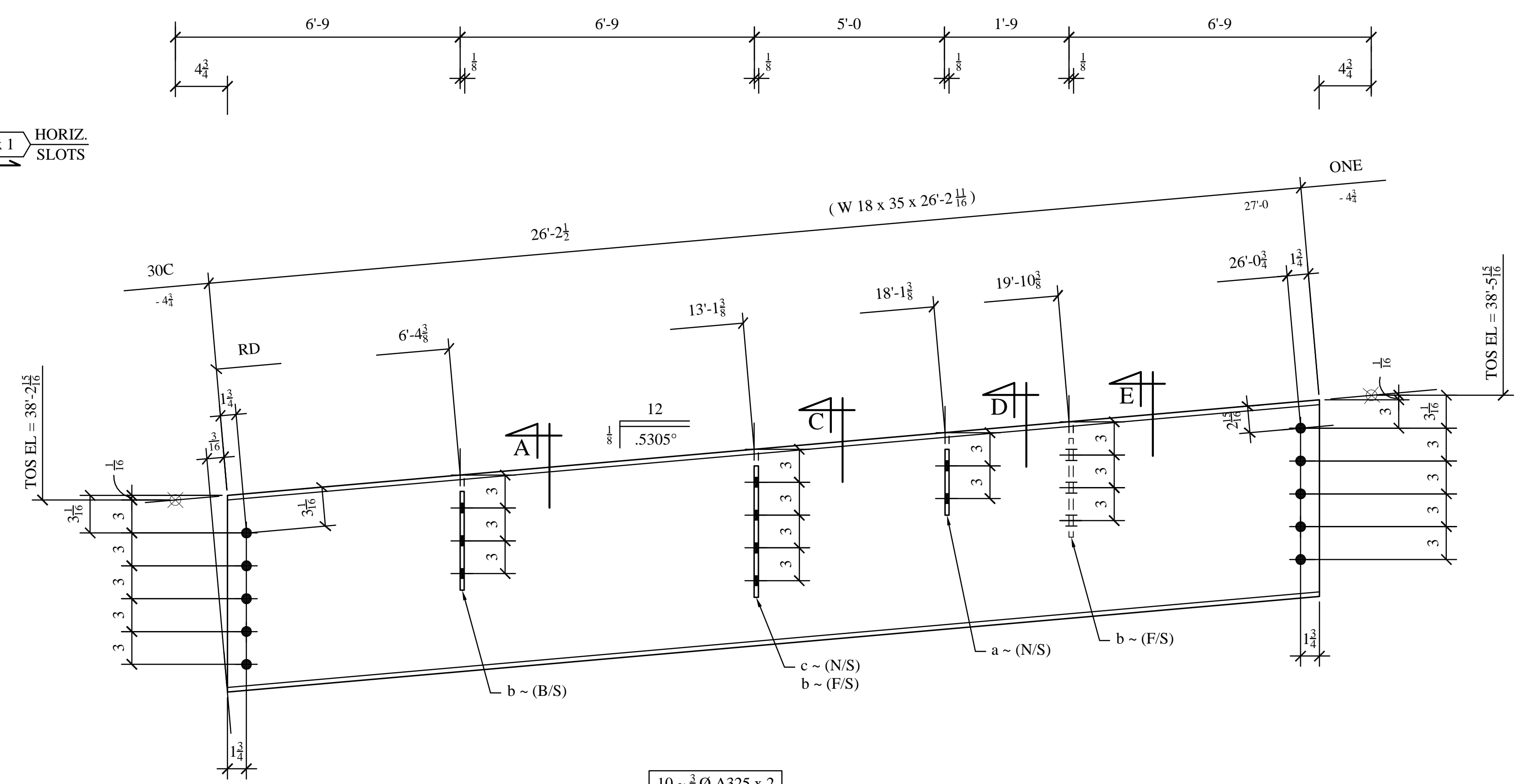
SECTN C

SECTN D

SECTN E



10 -  $\frac{3}{4}$  Ø A325 x 2



10 -  $\frac{3}{4}$  Ø A325 x 2

VERIFICATION OF DIMENSIONS, DETAILS, ETC. ARE REQUESTED WHERE INDICATED. IF EACH VERIFICATION IS NOT NOTED OTHERWISE, IT WILL BE ASSUMED TO BE CORRECT AS SHOWN.

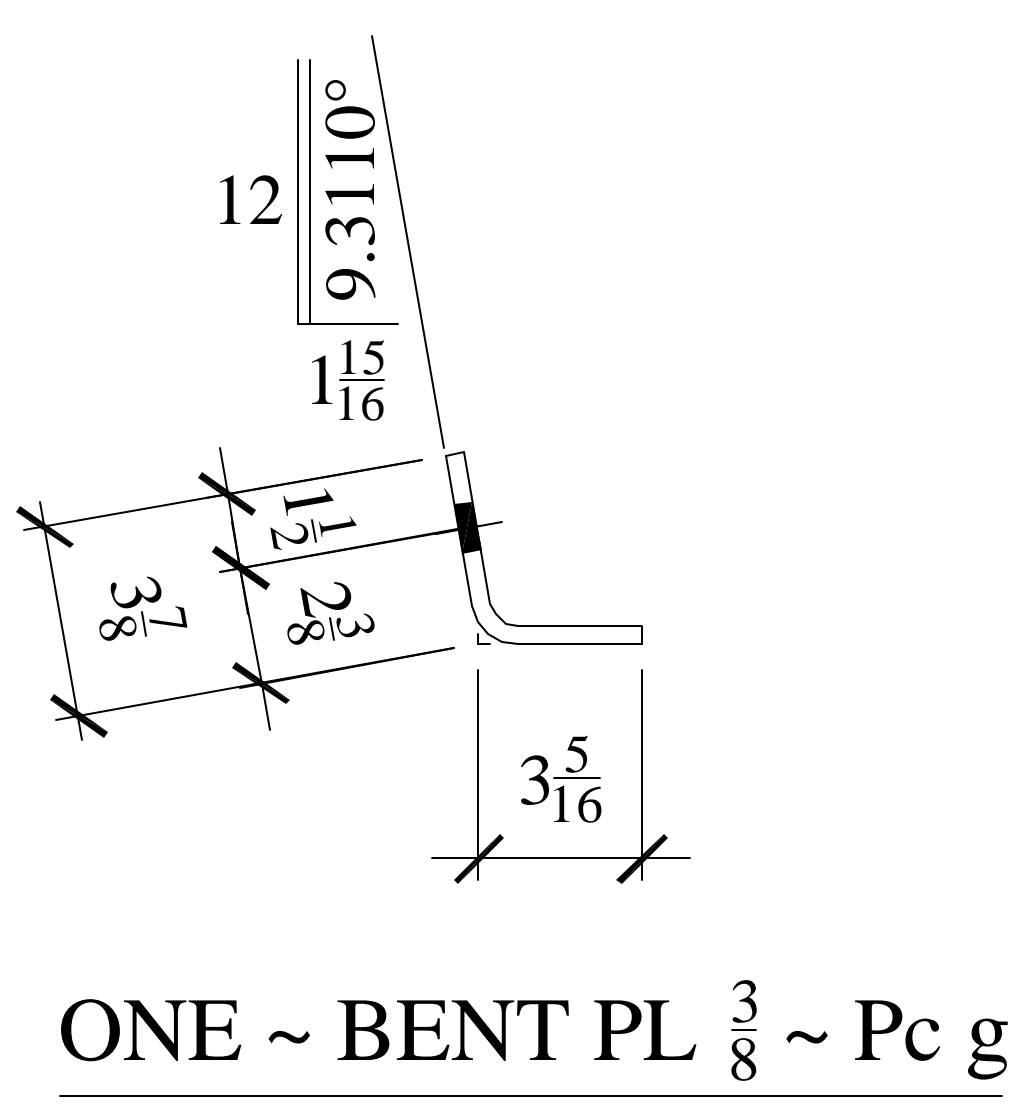
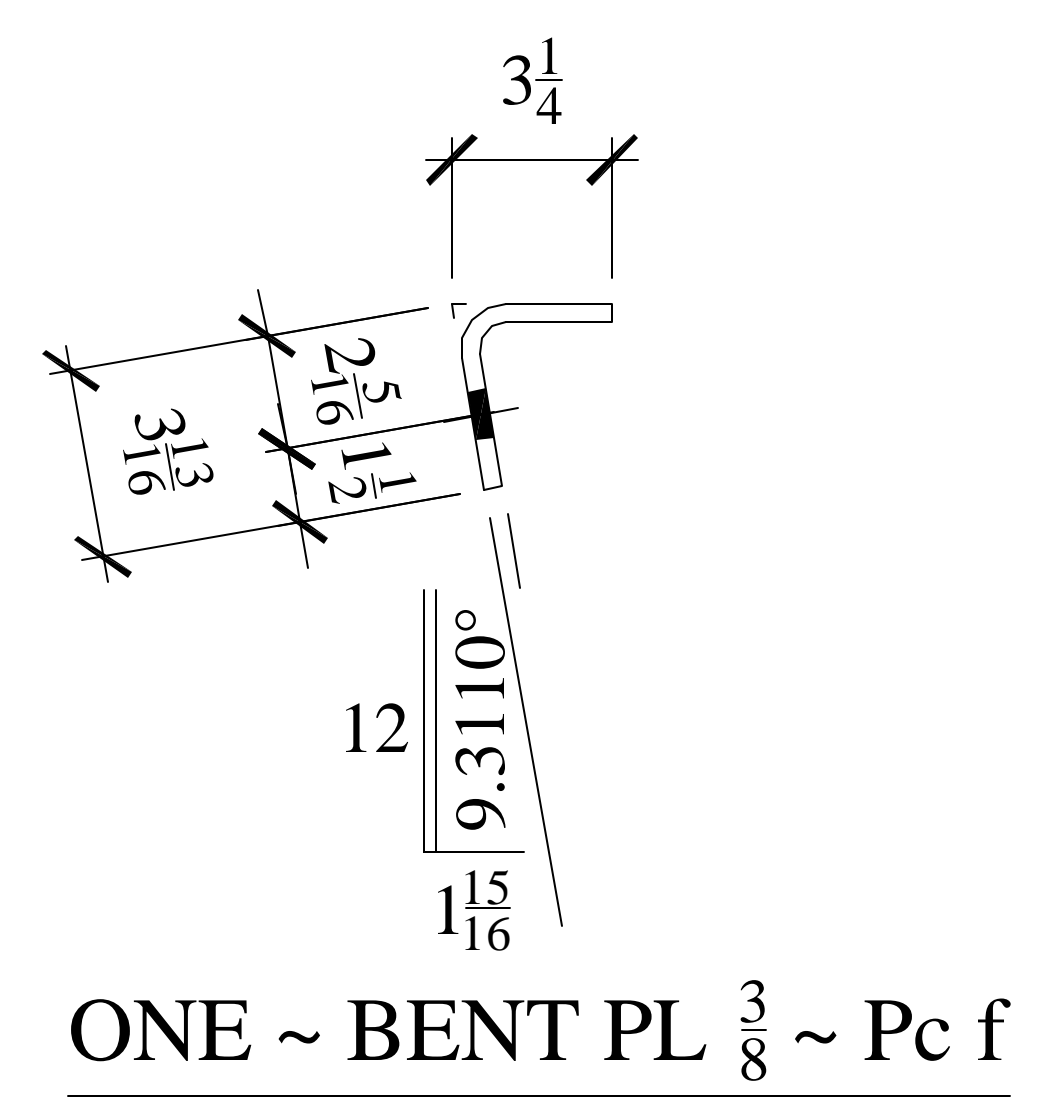
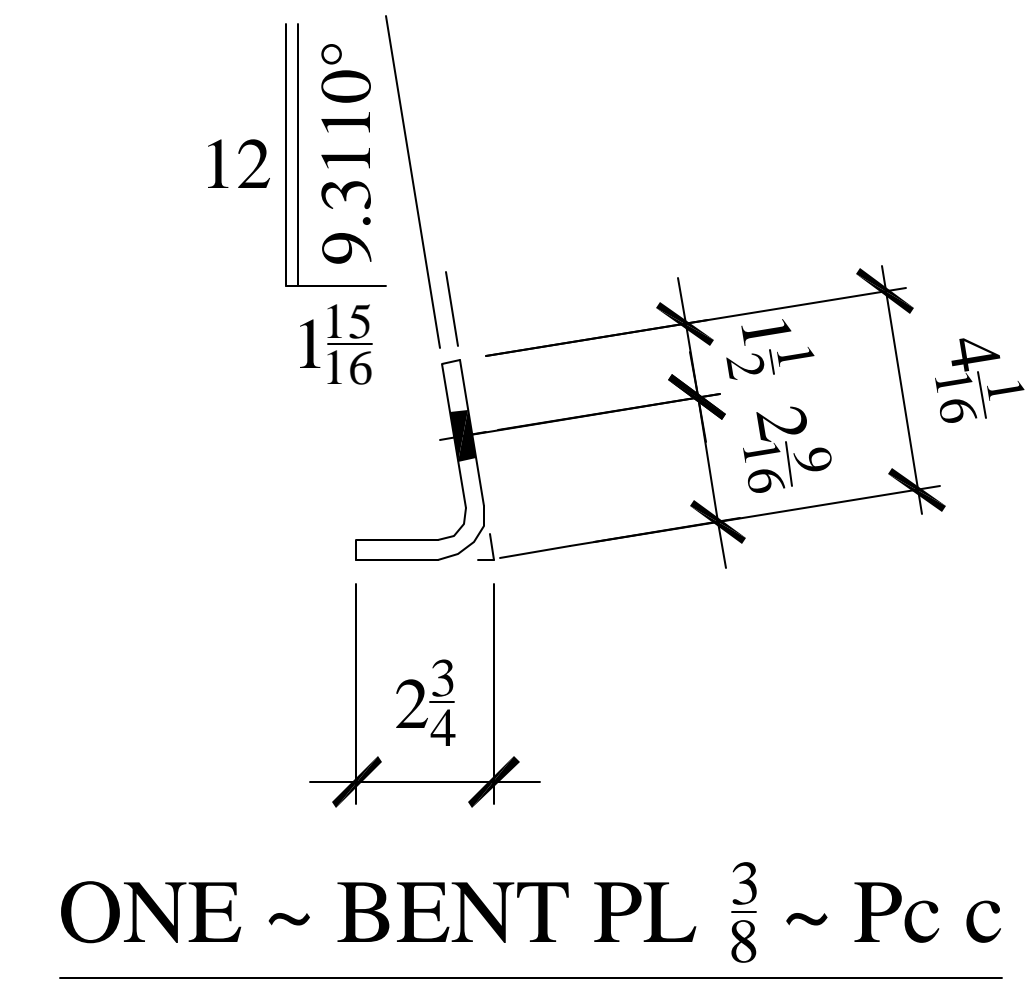
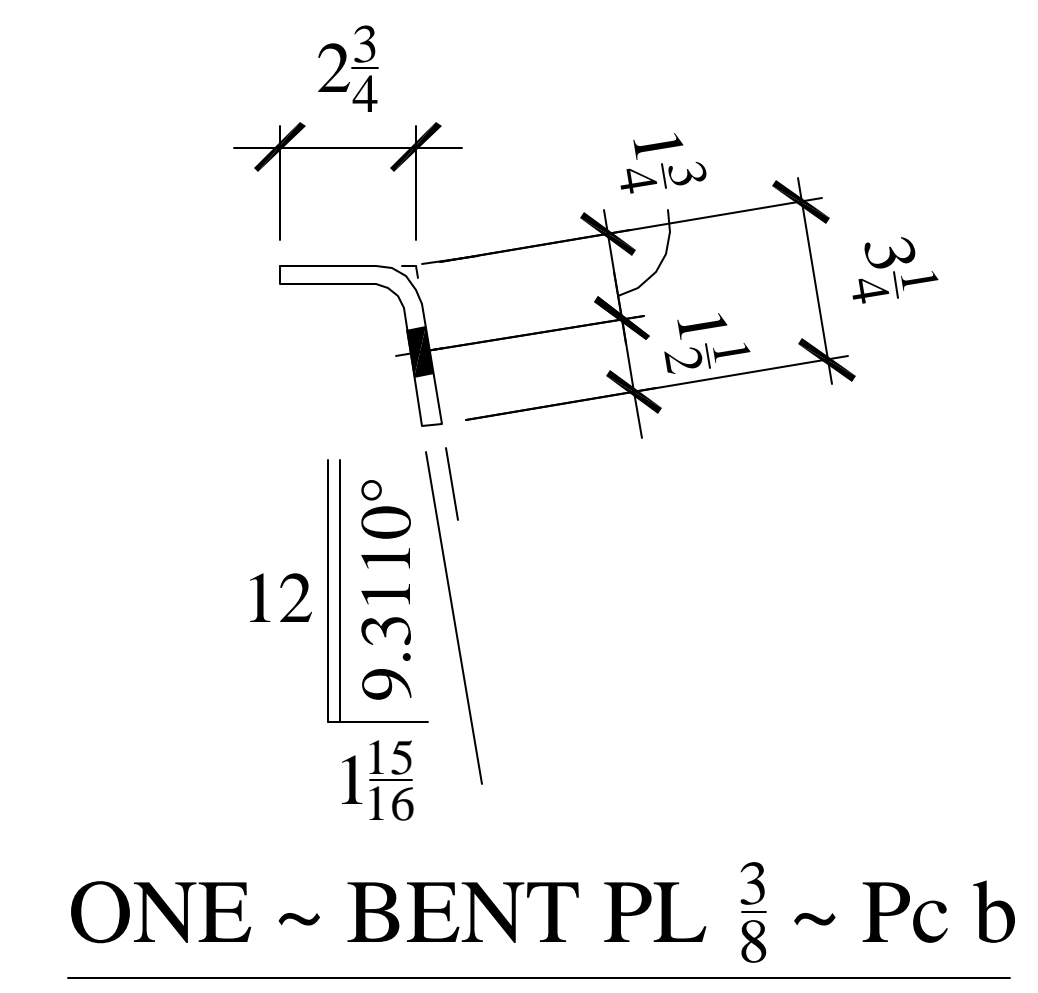
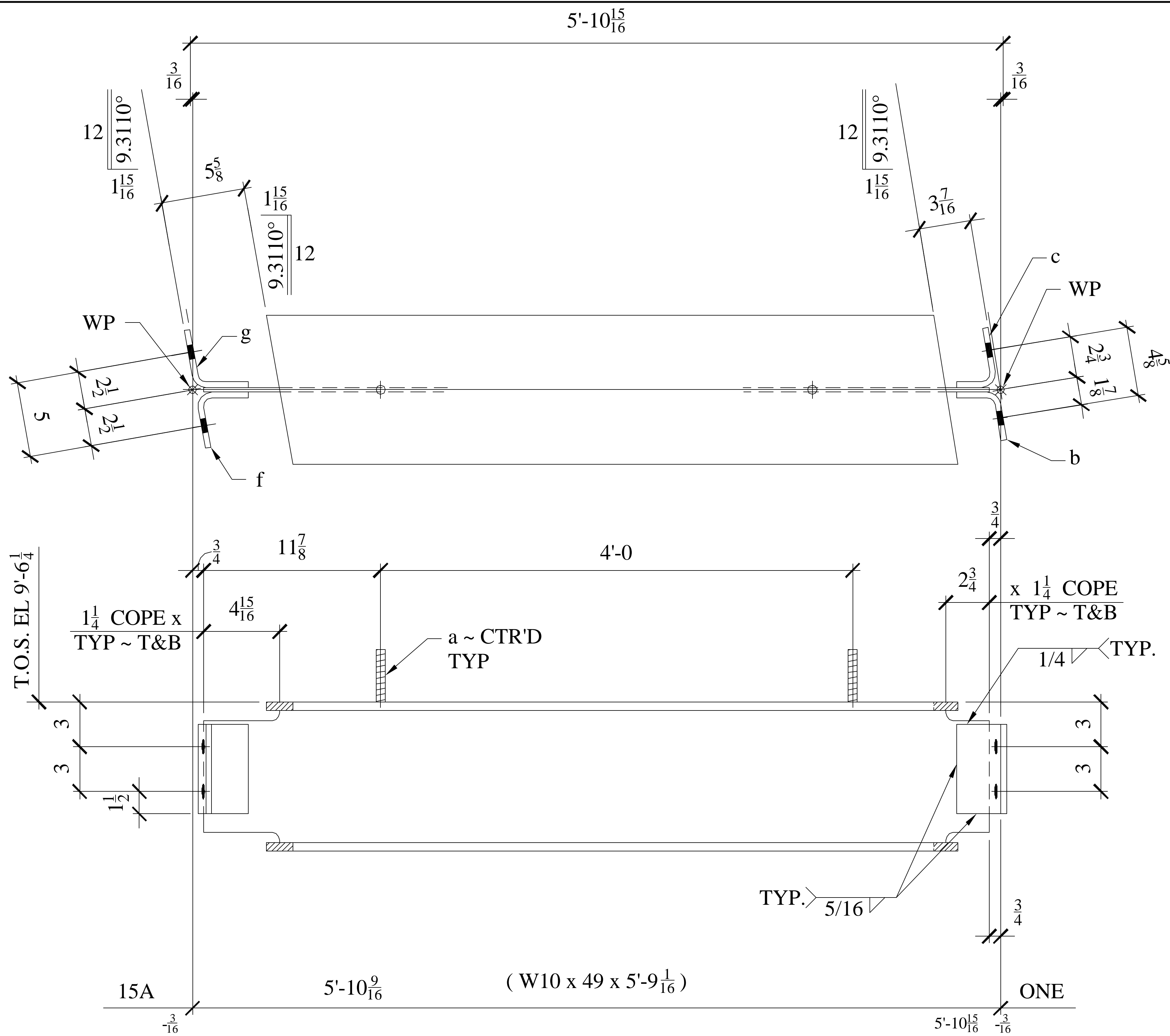
Material A.S.T.M. A36 Except as noted  
 Electrodes E70XX Open Holes  $\frac{13}{16}$  Except as Noted  
 End and Edge Distance 1 1/2 Except as Noted  
 COATING 1 S/C PRIMER

REV.	DESCRIPTION	DATE	BY
1	REV'D PER APPL. & CHECK	9/25/07	MC

ISSUED FOR  
SEPT 26, 2007  
FABRICATION

**COLUMBIA WIRE & IRON WORKS**  
 5555 N. CHANNEL AVE., BLDG 4 ANNEX  
 PORTLAND, OR 97217  
**INNOVATIVE SERVICES NW**  
 N.E. FOURTH PLAIN ROAD  
 VANCOUVER, WASHINGTON

DRAWN BY MC	CHECKED BY DC	DATE 8/07	REVISIONS SLOPING BEAMS
REFERENCES:			DWG NO. 30
E4			REVISION 1
			62-009-001



2 ~ 7/8" Ø A325-N x 2  
 2 ~ 7/8" Ø A325-N x 2 1/2

ISSUED FOR  
 MARCH 31, 2005  
 FABRICATION

ITEM	SHIP NO. TO	MARK SHIP	MK. PC.	PCS. NO.	SECTION	LENGTH		REMARKS	WEIGHT UNIT	WEIGHT TOTAL
						FT.	IN.			
1	ONE	15A			W 10 x 49	5	9 1/16	A572 GR. 50		
2					5/8 Ø THD. STUD	0	3 1/2	w/ N		
3					PL 3/8 x 5 1/4	0	6	BENT PL		
4					PL 3/8 x 6	0	6 1/16	BENT PL		
5					PL 3/8 x 6	0	6 5/16	BENT PL		
6					PL 3/8 x 6	0	6 7/16	BENT PL		

**BILL OF MATERIAL**

CHECK LIST	YES	NO	DATE	INFORMATION
INSPECTED WELDING				INSPECTING LAB -
CERTIFIED WELDERS				SHIPPING:
ARCHITECT APPR.				OPEN HOLES: 15/16 Ø
ENGINEER APPR.				END AND EDGE DIST.: 1 1/2
CONTRACTOR APPR.				WELD: E70 XX
CITY ENGR. APPR.				PAINT: 1 ~ S/C PRIMER
MILL REPORTS				MATERIAL: A36 U/N BOLTS:

REV. #	DATE	REV. BY	APP. BY	DESC.	DATE	REV. BY	APP. BY	DESC.
REV. 0					3/28/05			TAP

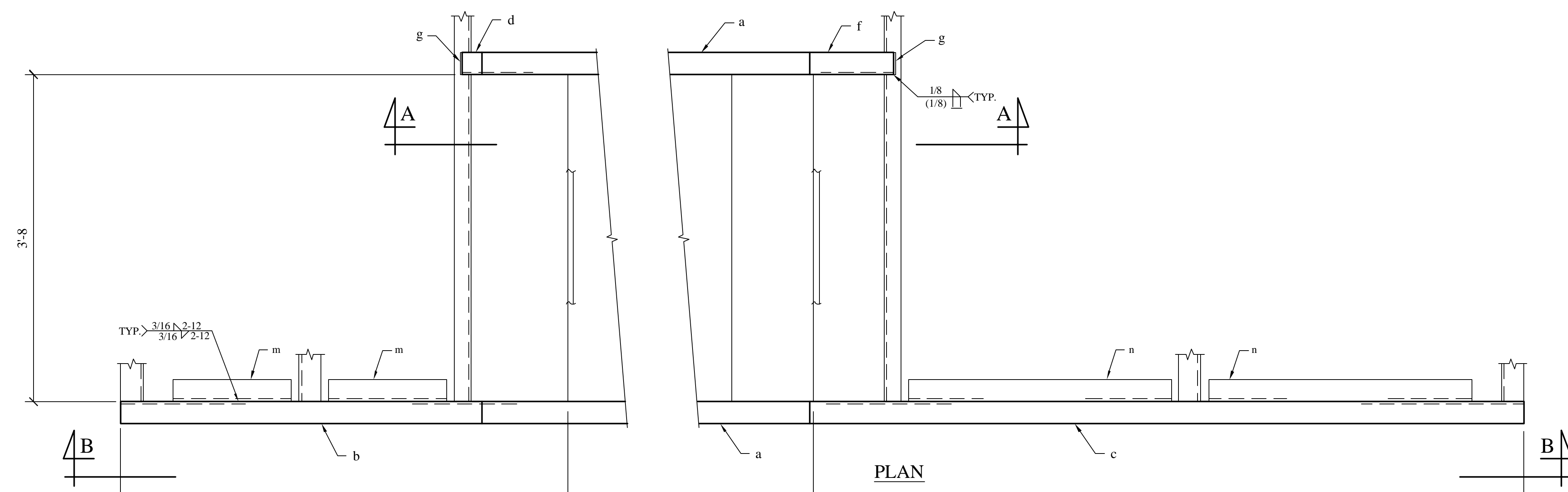
FOR APPROVAL: \_\_\_\_\_  
 APPROVED: \_\_\_\_\_  
 FOR ERECTION: \_\_\_\_\_  
 REVISIONS: \_\_\_\_\_

**CUSTOM STEEL FABRICATORS, INC.**  
 3530 Rainier Ave. S.  
 Seattle, Washington 98144

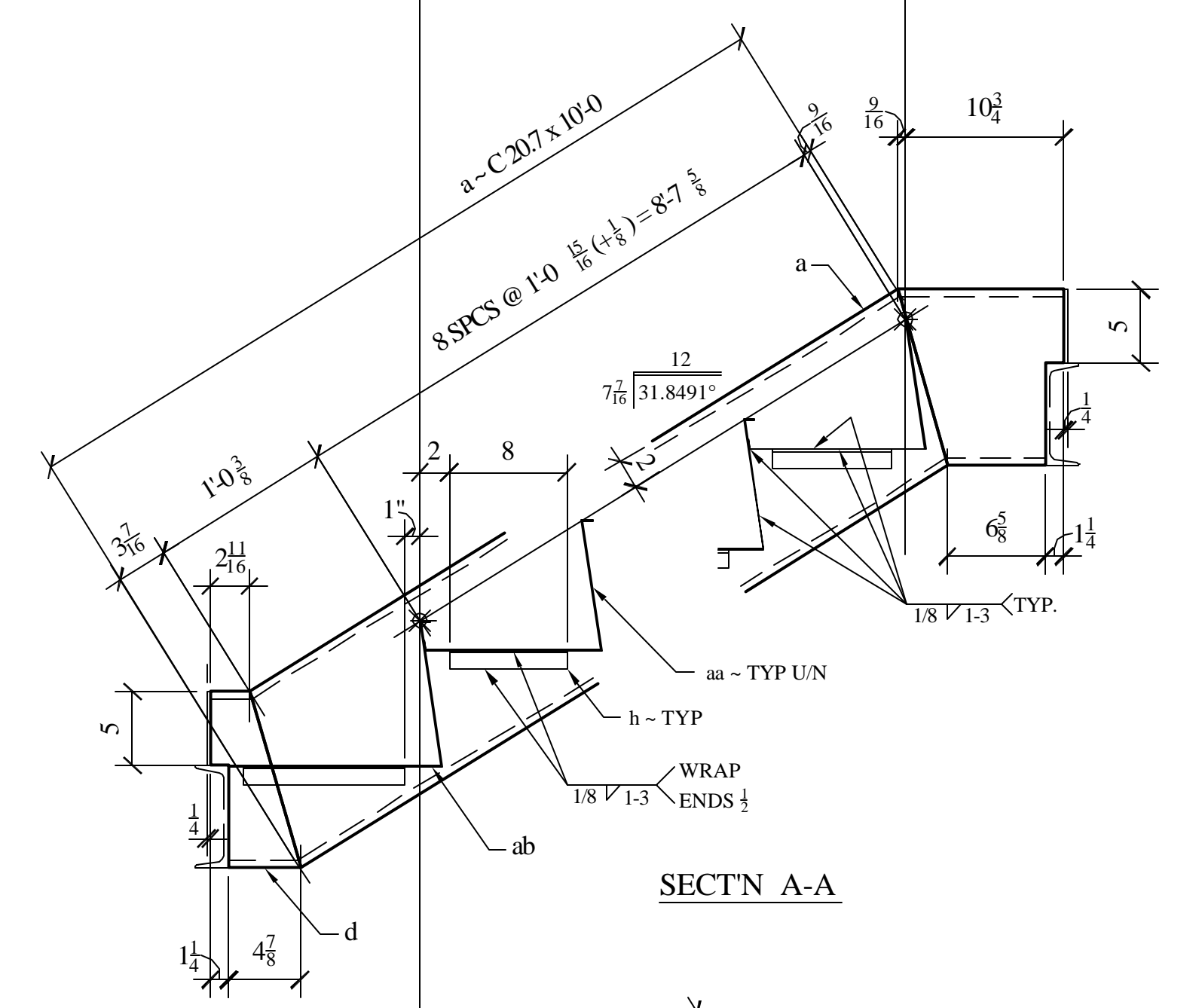
PROJECT: PROVIDENCE SAINT ELIZABETH HOUSE  
 ARCHITECT: MICHAEL FANCHER & ASSOC. ARCHITECTS  
 CONTRACTOR: WALSH CONSTRUCTION

DRAWN: DC  
 DATE: 2/05  
 SCALE:

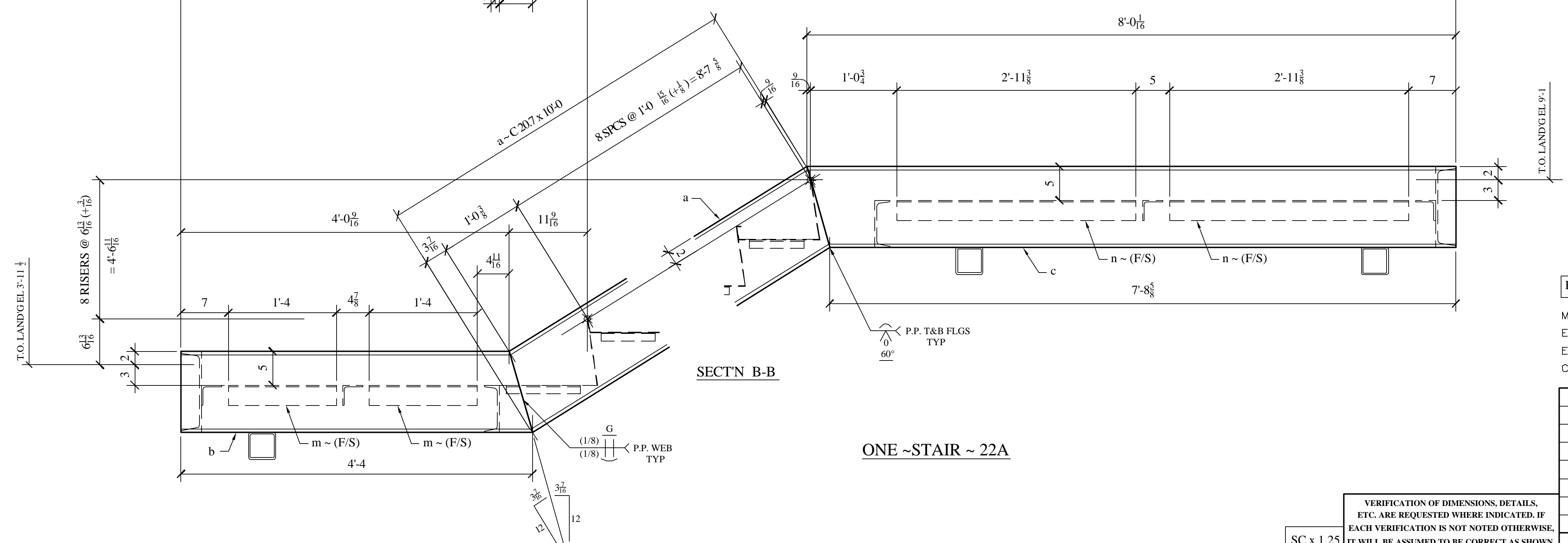
JOB NO. 4566  
 SHEET 15 OF 1



PLAN



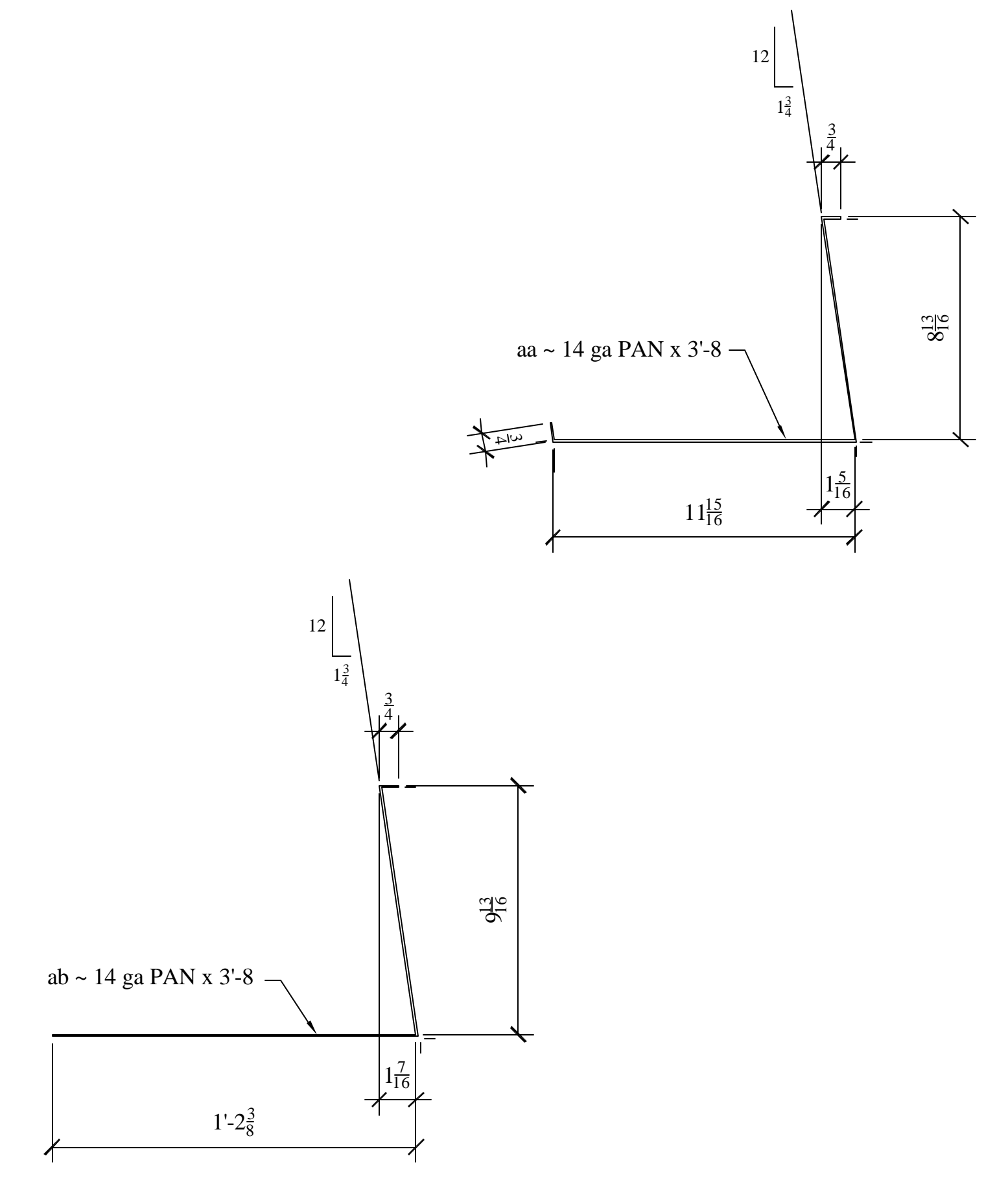
SECT'N A-A



SECT'N B-B

ONE ~STAIR ~ 22A

BILL OF MATERIAL								
NO. TO SHIP	SHIP MARK	TOT NO PCS	PC MK	SIZE	LENGTH		REMARKS	WGHT
					FT	IN		
ONE	22A			STAIR			?	?
		2	a	C 12 x 20.7	10	0		
		1	b	C 12 x 20.7	4	4		
		1	c	C 12 x 20.7	8	0 7/16		
		1	d	C 12 x 20.7	0	6 1/16		
		1	f	C 12 x 20.7	0	11 1/16		
		2	g	PL 1/2 x 3	0	5		
		16	h	L 1 1/2 x 1 1/2 x 1/8	0	8		
		2	k	L 1 1/2 x 1 1/2 x 1/8	0	11		
		2	m	L 3 x 3 x 1/4	1	4		
		2	n	L 3 x 3 x 1/4	2	11 3/8		
		8	aa	14 GA PAN x 22 7/8 ±	3	8		
		1	ab	14 GA PAN x 25 ±	3	8		



FOR ALL DIMENSIONS NOT SHOWN SEE DWG 21

Material A.S.T.M. A36 Except as noted  
 Electrodes E70 XX Open Holes \_\_\_\_\_ Except as Noted  
 End and Edge Distance \_\_\_\_\_ Except as Noted  
 COATING \_\_\_\_\_ 1~S/G PRIMER

REV.	DESCRIPTION	DATE	BY

VERIFICATION OF DIMENSIONS, DETAILS, ETC. ARE REQUESTED WHERE INDICATED. IF EACH VERIFICATION IS NOT NOTED OTHERWISE, IT WILL BE ASSUMED TO BE CORRECT AS SHOWN.

**ISSUED FOR**  
 FEB. 21, 2005  
**APPL ONLY**

**PIONEER TRAILER & FAB.**  
 7559 NE 33rd DRIVE  
 PORTLAND, OR. 97211  
**BELMONT MIXED USE**  
 4200 SE BELMONT  
 PORTLAND, OR. 97215

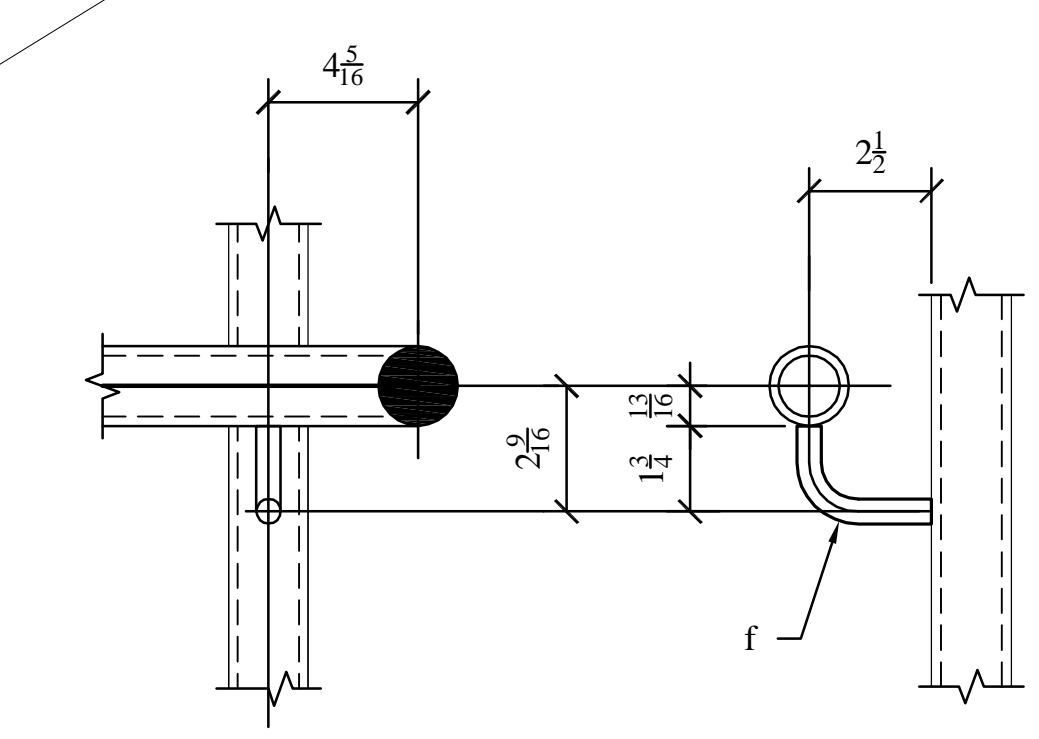
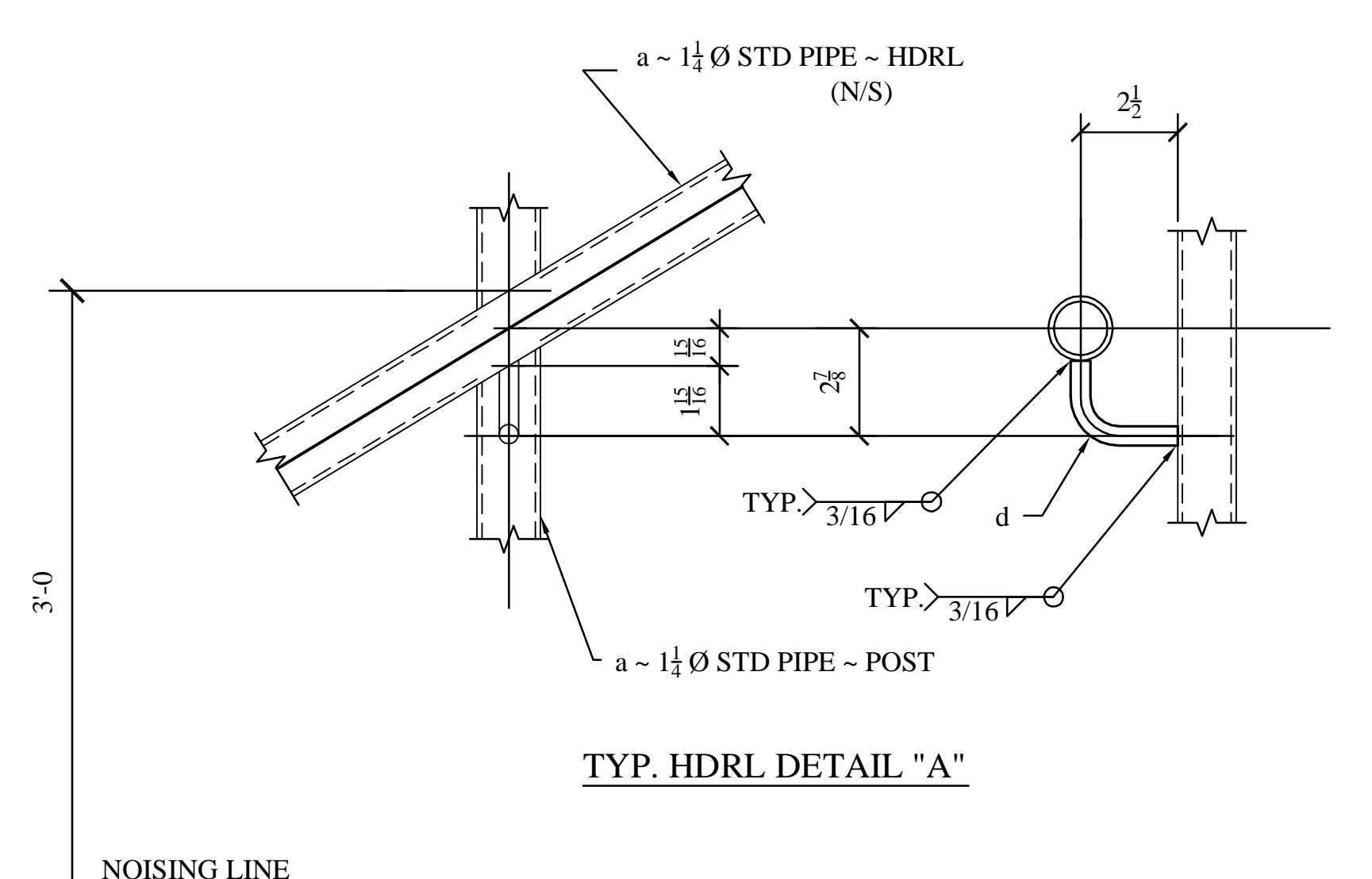
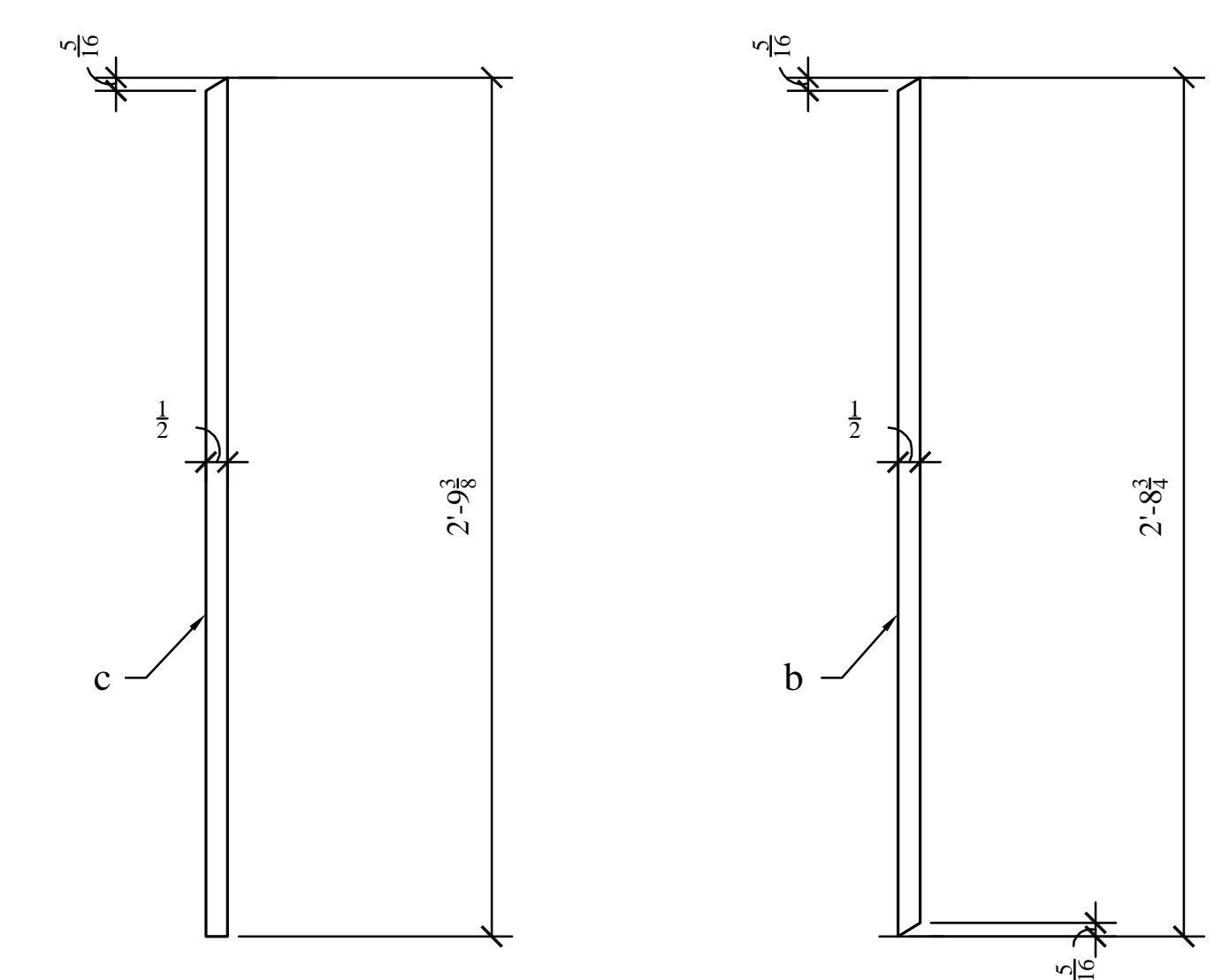
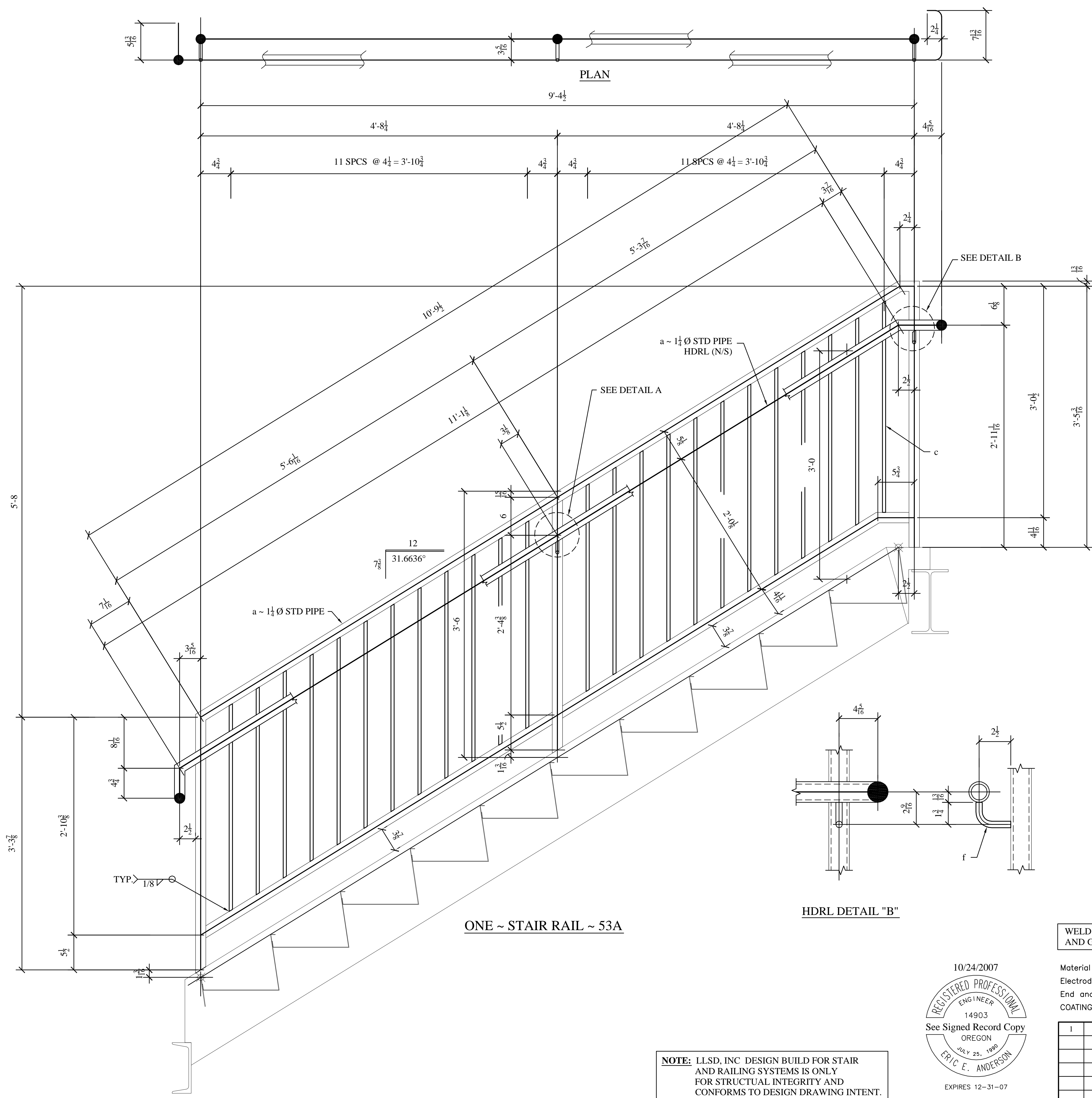
DRAWN BY DC	CHECKED BY ???	DATE 2/05	STAIR #2
REFERENCES:		DWG. NO. 22	REVISION 0

**E2**

LSD, INC. JOB# 3104

BILL OF MATERIAL

NO. TO SHIP	SHIP MARK	TOTL NO PCS	PC MK	SIZE	LENGTH		REMARKS	WGHT
					FT	IN		
ONE	53A			STAIR RAILING				
		1	a	1 1/4" Ø STD PIPE	47	0	LINFT	
		23	b	1/2" Ø BAR	2	8 1/2		
		1	c	1/2" Ø BAR	2	9 3/8		
		2	d	1/2" Ø BAR	0	4 3/16 ±	BENT	
		1	f	1/2" Ø BAR	0	4 3/16 ±	BENT	



ONE ~ STAIR RAIL ~ 53A

HDRL DETAIL "B"

NOISING LINE

WELD PIPE ALL AROUND AND GRIND SMOOTH


ISSUED FOR NOV. 14, 2007 FABRICATION

Material A.S.T.M. A36 Except as noted  
 Electrodes E70XX Open Holes        Except as Noted  
 End and Edge Distance        Except as Noted  
 COATING        1 S/C PRIMER

**COLUMBIA WIRE & IRON WORKS**  
 5555 N. CHANNEL AVE., BLDG 4 ANNEX  
 PORTLAND, OR 97217  
**INNOVATIVE SERVICES NW**  
 N.E. FOURTH PLAIN ROAD  
 VANCOUVER, WASHINGTON

**NOTE:** LLSD, INC DESIGN BUILD FOR STAIR AND RAILING SYSTEMS IS ONLY FOR STRUCTURAL INTEGRITY AND CONFORMS TO DESIGN DRAWING INTENT.  
 ALL CODE COMPLIANCE REQUIREMENTS ARE BY OTHERS AND NOT BY LLSD, INC

VERIFICATION OF DIMENSIONS, DETAILS, ETC. ARE REQUESTED WHERE INDICATED. IF EACH VERIFICATION IS NOT NOTED OTHERWISE, IT WILL BE ASSUMED TO BE CORRECT AS SHOWN.

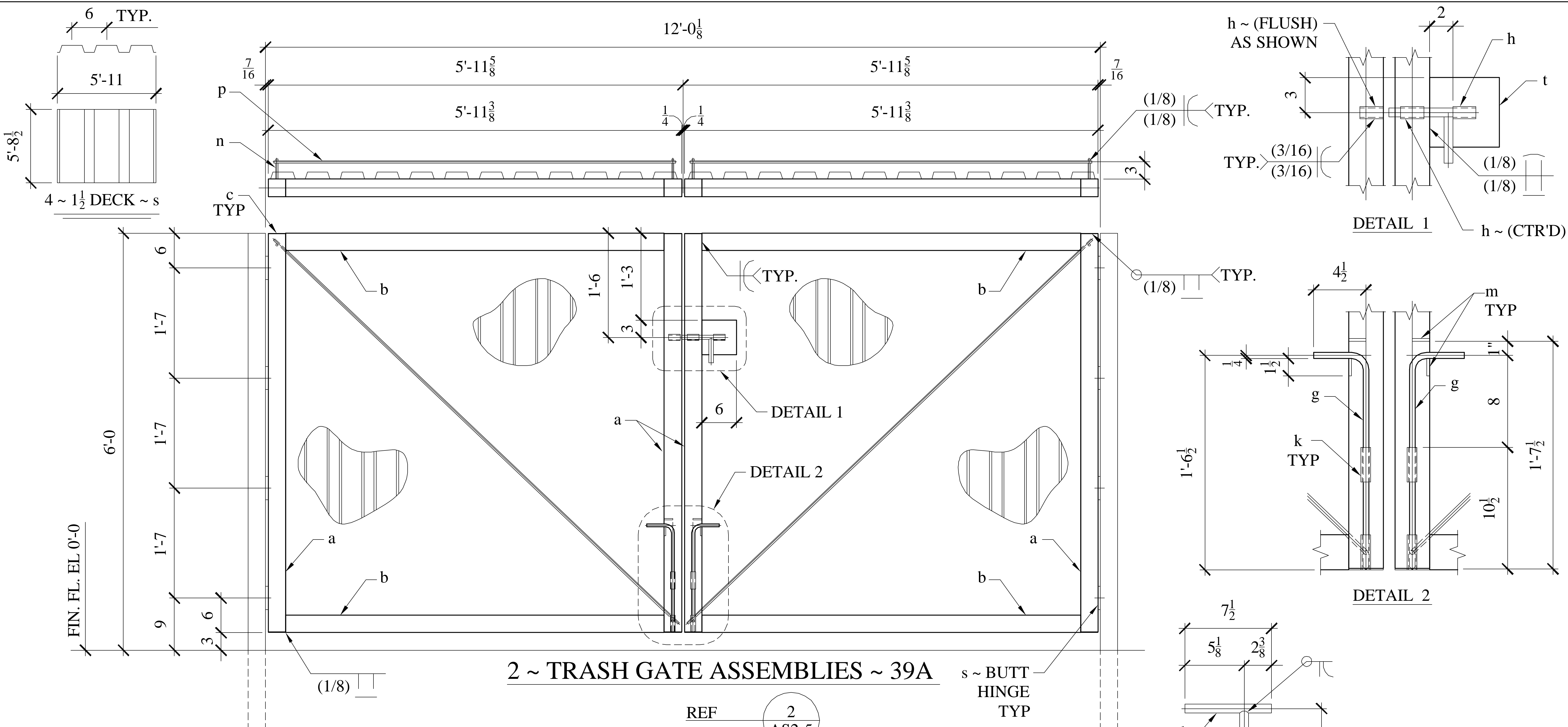


REV.	DESCRIPTION	DATE	BY
1	RELEASED FOR FAB	11/14/07	LL

DRAWN BY	CHECKED BY	DATE	STAIR RAIL
LL		10/07	
REFERENCES:			DWG. NO.
E9			53
			REVISION
			1
			62-009-001

LLSD, INC. JOB# 2307





2 ~ TRASH GATE ASSEMBLIES ~ 39A

REF 2 AS2-5

s ~ BUTT HINGE TYP

QTY.	MARK	DESCRIPTION	LENGTH	REMARKS	WEIGHT
2	39A	TRASH GATES			
8	a	HSS 3 x 3 x .120	5'-8 7/8		
8	b	HSS 3 x 3 x .120	5'-5 3/8		
16	c	PL 1/8 x 3	0'-3		
2	d	3/4" Ø BAR	0'-7 1/2		
2	f	3/4" Ø BAR	0'-4		
4	g	1/2" Ø BAR	1'-10 7/16 ±		
6	h	3/4" Ø STD PIPE	0'-2		
8	k	1/2" Ø STD PIPE	0'-3		
8	m	PL 1/4 x 1 1/2	0'-1 1/2		
8	n	3/8" Ø BAR	0'-4		
4	p	3/8" Ø BAR	8'-0 1/2		
16	r	BUTT HINGE			
4	s	20 GA. DECK PANNEL 1 1/2 x 5'-8 1/2	5'-11		
2	t	PL 1/4 x 6	0'-6		

REV.	DESCRIPTION	DATE
1	REV'D PER APPL CHK	12/15
VERIFICATION OF DIMENSIONS, DETAILS, ETC. ARE REQUESTED WHERE INDICATED. IF EACH VERIFICATION IS NOT NOTED OTHERWISE, IT WILL BE ASSUMED TO BE CORRECT AS SHOWN		


DRAWN BY	ELECT.
DC	E70 XX
CHK. ILLSD	END DIST
HOLES	EDGE DIST
MATERIAL	
COATING	1~S/C PRIMER

ISSUED FOR DEC. 15, 2004 FABRICATION			
PIONEER TRAILER & FAB. 7559 NE 33rd DRIVE PORTLAND, OR. 97211			
COCA-COLA BOTTLING CO. MARKET SERVICE CENTER BELLEVUE, WASHINGTON			
REF	JOB No.	DRWG. No.	REV
AS NTD	5639	39	1

ILLSD, INC. JOB# 1004



**LLSD, INC.**  
10455 SW CANYON RD. STE. 250  
BEAVERTON, OREGON 97005



## **TERMS AND CONDITIONS**

- 1.) Details will be done in a workmanlike manner and will be detailed to Fabricator's standards if standards are issued before detailing has started.
- 2.) If the proposal is based on preliminary or incomplete design drawings, the proposed price is subject to re-negotiation upon receipt of final and complete Design drawings.
- 3.) If structural plans and specifications are not complete according to Code of Standard Practice for Steel Buildings and Bridges of American Ins. Steel Construction, any work required to complete said plans and specifications shall not be a part of the Detailer's contract obligation.
- 4.) Detailer is not responsible in any manner for errors which may occur due to incomplete design drawings or ambiguity in the design drawings as per the American Institute of Steel Construction Detailing Standards.
- 5.) If the price to be paid to the Detailer is based on tonnage of steel, the amount of tonnage shall be certified to the Detailer by the Fabricator at the completion of the job.
- 6.) Partial billings are to be rendered covering work performed to date of billing. Payments not subject to retention. Payment to Detailer is the express obligation of the Buyer and not dependent upon "the condition precedent" of the Buyer receiving funds from other sources.
- 7.) Past due accounts, 30 calendar days from date of invoice will be charged 1 ½% interest on unpaid balance per month.
- 8.) The Detailer shall not be responsible for delays in scheduled completion dates due to revisions, additions and lack of prompt approval of detail drawings. Should additional costs be incurred by the Detailer due to such delays or should an advance in schedules cause additional costs to the Detailer, such additional expenses shall be deemed an extra to the Detailer.
- 9.) All field trips, field measuring, job co-ordination between the Fabricator, General Contractor, Designer and Architect are not the Responsibilities of the Detailer unless otherwise specified and agreed to in writing by the Detailer.
- 10.) In the event Detailer considers any change of such character or responsibilities not specified in this proposal as to require extra billings, Detailer will notify Fabricator and obtain written authorization to extra charge before proceeding with such work. All authorized extras to become part of the original Purchase Order. Extra work rate: **\$55.00/hr.** Overtime rate: **\$70.00/hr.**
- 11.) In the event any dispute arises between the parties with reference to the execution, interpretation of performance of this agreement, same shall be determined by arbitration before the American Arbitration Association, according to its rules than obtaining. The Parties hereto hereby confer jurisdiction upon the courts of all states where they may be located or found, or which the instant Agreement may be performed, to confirm and enter judgement upon any resultant award.
- 12.) Should you accept this proposal, using your own contract forms, it is understood that a true copy of this proposal and all its Conditions will become part thereof. None of the terms and conditions contained in this proposal may be added to, deleted, modified, superseded or otherwise altered except in writing by the Detailer. And all details made by the Detailer shall be Deemed to be only upon the terms and conditions contained in this proposal, except as they may be added to, deleted, modified superseded or otherwise altered by in writing and signed by the Detailer. Not withstanding any terms and conditions that may be contained in any acknowledgment, order or other form of the Fabricator and not withstanding the Detailer's act of delivering details against any such form referring to this proposal.
- 13.) The Fabricator hereby appoints the Detailer as its attorney-in-fact to communicate with and appear before the Architect in the name and stead of the Fabricator in connection with any claims arising out of this contract which may be made by or against the Detailer. The Fabricator agrees to execute whatever documents Detailer may require to effectuate the foregoing, to promptly forward to the Detailer all correspondence with relation to any such claims and its records in connection with such claims available to Detailer during normal business hours.
- 14.) In the event errors develop as a direct result of detailing and thereby cause additional work and expense to the buyer, the seller agrees to pay in excess of 5% but not to exceed 10% of the detailing contract base price the cost of direct labor, taxes, insurance and transportation needed to correct the deficiency. All material cost shall be paid for by the buyer. The Customer shall notify the Detailer of any discrepancy when discovered so that the Detailer shall have the opportunity to correct the same. In the event such notice is not promptly given, the Detailer shall not bare complete obligations for costs incurred.

**A MEMBER OF THE NATIONAL INSTITUTE OF STEEL DETAILING, INC. & "AISC"**